



# County of Los Alamos

1000 Central Avenue  
Los Alamos, NM 87544

## Agenda - Final Environmental Sustainability Board

*James Robinson, Chair; Heidi Rogers, Vice-Chair; Lisa Bakosi;  
Susan Barns; Dorothy Brown; Warren Mazanec; and Heather  
Ward; Members*

---

Thursday, August 16, 2018

5:30 PM

1000 Central Avenue, Suite 110

---

1. **CALL TO ORDER - ROLL CALL**

2. **PUBLIC COMMENT**

*This section of the agenda is reserved for comments from the public  
on items that are not otherwise included in this agenda.*

3. **APPROVAL OF AGENDA**

4. **APPROVAL OF MINUTES**

[11093-18](#) Approval of the July 19, 2018, Environmental Sustainability Board  
Minutes

**Presenters:** James Robinson

**Attachments:** [A - Draft ESB Minutes July 19, 2018](#)

5. **BOARD BUSINESS**

[11097-18](#) Presentation - Instituting a Plastic Bag Fee in Los Alamos County

**Presenters:** James Robinson

**Attachments:** [D - Plastic Bag Fee Presentation](#)

[11102-18](#) Presentation - Overview of EPA Pay As You Throw Webinar

**Presenters:** Susan Barns and Angelica Gurule

**Attachments:** [E - PAYT EPA Webinar](#)

6. **REPORTS**

A. **Chair's Report - James Robinson**

B. **Board Member Reports**

**C. Liaison's Reports**

- 1). Board of Public Utilities - Sue Barns
- 2). Planning and Zoning Commission - Vacant
- 3). Transportation Board - Heather Ward/Don Machen
- 4). Parks and Recreation Board - James Robinson/Heidi Rogers
- 6). County Council Liaison - Pete Sheehey

**D. Subcommittee Reports**

- 1). Los Alamos Public Schools - Angelica Gurule
- 2). Zero Waste Los Alamos - Sue Barns

**7. STAFF REPORT**

[11096-18](#) Review and Discuss the Environmental Services FY18 Quarter 4 Financial Report

**Presenters:** Angelica Gurule

**Attachments:** [C - FY18 Budget Performance](#)

[11094-18](#) July 2018 Residential Sustainability Report

**Presenters:** Angelica Gurule

**Attachments:** [B - Residential Sustainability Report - July 2018](#)

[11104-18](#) Yard Trimming Roll Cart Program Update

**Presenters:** Angelica Gurule

**8. PUBLIC COMMENT****9. PREVIEW OF UPCOMING AGENDA ITEMS****10. ADJOURNMENT**

If you are an individual with a disability who is in need of a reader, amplifier, qualified sign language interpreter, or any other form of auxiliary aid or service to attend or participate in the hearing or meeting, please contact the County Human Resources Division at 662-8040 at least one week prior to the meeting or as soon as possible. Public documents, including the agenda and minutes can be provided in various accessible formats. Please contact the personnel in the Community Services Administration Office at 662-8163 if a summary or other type of accessible format is needed.



# County of Los Alamos

## Staff Report

August 16, 2018

Los Alamos, NM 87544  
www.losalamosnm.us

---

**Agenda No.:**

**Index (Council Goals):**

**Presenters:** James Robinson

**Legislative File:** 11093-18

---

### **Title**

Approval of the July 19, 2018, Environmental Sustainability Board Minutes

### **Recommended Action Motion**

I move that the Environmental Sustainability Board approve the July 19, 2018, minutes as presented.

Or

I move that the Environmental Sustainability Board approve the July 19, 2018 minutes as amended.

### **Body**

The ESB will review and approve the July 19, 2018, Environmental Sustainability Board minutes.

### **Attachments**

A - Draft ESB Minutes July 19, 2018





# County of Los Alamos

1000 Central Avenue  
Los Alamos, NM 87544

## Minutes

### Environmental Sustainability Board

*James Robinson, Chair; Heidi Rogers, Vice-Chair; Lisa Bakosi; Susan Barns; John Bliss;  
Sarah Terrill; and Heather Ward; Members*

---

Thursday, July 19, 2018

5:30 PM

1000 Central Avenue, Council Chambers

---

#### 1. CALL TO ORDER - ROLL CALL

The ESB Chair, James Robinson, called the meeting to the order at 5:30 p.m. The following members were in attendance:

**Present:** Board Chair Robinson, Vice Chair Rogers, Member Barns, Member Terrill and Member Ward

**Absent:** Member Bliss and Member Bakosi

#### 2. PUBLIC COMMENT

None

#### 3. APPROVAL OF AGENDA

A motion was made by Member Rogers, seconded by Member Terrill, that the agenda be approved as presented.

The motion passed unanimously.

#### 4. APPROVAL OF MINUTES

[11013-18](#) Approval of the June 21, 2018, Environmental Sustainability Board Minutes

**Presenters:** James Robinson

**Attachments:** [A - Draft ESB Minutes June 21, 2018](#)

A motion was made by Member Rogers, seconded by Member Terrill, that the agenda be approved as presented.

The motion passed unanimously.

#### 5. BOARD BUSINESS

[11015-18](#) Recycle Coach

**Presenters:** Philo Shelton

**Attachments:** [C - Recycle Coach Comparison](#)

In April/May 2016, Los Alamos County Council granted \$48,000 budget authority to

Recycle Bank points program that is an incentive based marketing program to promote recycling and help to reduce waste generation."

Environmental Services started the necessary procurement process and had challenges upon the realization that this type of service would violate the Anti Donation Clause.

Early 2018, the ESB members requested more information regarding Recycle Coach, which is being utilized by neighboring communities including Santa Fe and Albuquerque. In June 2018, the ESB received a presentation about the many services that could be provided by Recycle Coach for one-tenth of the cost in comparison to Recycle Bank.

The services are primarily focused on education and outreach, provide alerts for trash, recycle and yard trimming collection dates, and other valuable features that would help improve overall customer service and experience. Also, there are no foreseen problems that would violate the Anti Donation Clause.

**A motion was made by Member Rogers, seconded by Member Barns, that the ESB recommend to County Council to utilize Recycle Coach services and pay the additional \$100/year for text capability. instead of Recycle Bank services.**

**The motion passed unanimously.**

#### 11016-18

#### Yard Trimming Roll Cart Program Update

**Presenters:** James Robinson

The new yard trimming program began July 9th. To date, 2,500 households have received yard trimming roll carts and 17.04 tons were collected in the first week. The amount of yard trimmings collected diverted one truckload from Rio Rancho Landfill. There are additional requests for 700 more yard trimming roll carts, and staff has placed an order with the supplier for an additional 724 roll carts which will, unfortunately, have a two month lead time. Los Alamos County also received a RAID grant from NMED Solid Waste Bureau, in the amount of \$31,704 which will fund an additional 600-650 yard trimming roll carts depending on plastic resin rates.

Staff has fielded many calls and emails regarding the alternating collection for yard trimming and recycle collection. These contacts have resulted in requests to upgrade the size of recycling roll cart or provide additional recycle roll carts to residents given the every other week collection schedule. At this point, we have depleted all 96-gallon recycle roll carts and have one hundred 64-gallon roll carts left to distribute. Staff is in the process of ordering more 96-gallon recycle roll carts.

## 6. REPORTS

### A. Chair's Report - James Robinson

Board Chair Robinson reported he spoke with the Voices of Los Alamos regarding the yard trimming program.

### B. Board Member Reports

Board Chair Robinson and Vice Chair Rogers recognized outgoing Members Terrill and Bliss for their four years of service on the ESB.

### C. Liaison's Reports

**1). Board of Public Utilities - Sue Barns**

Member Barns reported that items discussed at the BPU meeting included: Electric vehicle show attended by 350 people, new enterprise software (MUNIS) launched July 1st, San Juan generating station is closing in 2022, Hydroelectric plant presentation, NNSA power pool agreement, proposed 8% sewer rate increase, presentation from NM Tech intern on charging stations for electric vehicles.

**2). Planning and Zoning Commission - John Bliss/Sarah Terrill**

No report provided

**3). Transportation Board - Heather Ward/Don Machen**

No report provided. Meeting was canceled

**4). Parks and Recreation Board - James Robinson/Heidi Rogers**

Board Chair Robinson reported that the flow trail contract is moving forward.

**5). County Council Liaison - Pete Sheehey**

No report provided

**D. Subcommittee Reports****1). Los Alamos Public Schools Subcommittee - Angelica Gurule**

No report provided

**2). Zero Waste Los Alamos - Sue Barns**

Member Barns reported that items discussed at the Zero Waste meeting included: discussed feedback from the public, upcoming outreach events include: Gordon's Concert August 10th and Bear Fest August 25th, Sandra West will be presenting to Voices of Los Alamos July 23rd. The zero waste website is currently being populated with content and can be found by visit [www.losalamosnm.us/gogreen](http://www.losalamosnm.us/gogreen). The first zero waste monthly article was published July 19th, the August article will be on the China Ban. The next zero waste subcommittee meeting will be August 15th, 9 a.m. at the Eco Station.

**7. STAFF REPORT**

**[11014-18](#)** June 2018 Residential Sustainability Report

**Presenters:** Angelica Gurule

**Attachments:** [B – Residential Sustainability Report – June 2018](#)

Public Works Director, Philo Shelton reported that the residential diversion rate is up from 17% in May to 21% in June.

**8. PREVIEW OF UPCOMING AGENDA ITEMS**

1. Plastic bag tax presentation - LAHS Eco Club
2. LANL in-vessel composting system "SERF" tour
3. Compost update: Jack Richardson

## **9. ADJOURNMENT**

**A motion was made by Member Terrill, seconded by Member Barns, that the meeting be adjourned.**

**The meeting adjourned at 6:18 p.m.**

If you are an individual with a disability who is in need of a reader, amplifier, qualified sign language interpreter, or any other form of auxiliary aid or service to attend or participate in the hearing or meeting, please contact the County Human Resources Division at 662-8040 at least one week prior to the meeting or as soon as possible. Public documents, including the agenda and minutes can be provided in various accessible formats. Please contact the personnel in the Community Services Administration Office at 662-8163 if a summary or other type of accessible format is needed.



# County of Los Alamos

## Staff Report

August 16, 2018

Los Alamos, NM 87544  
www.losalamosnm.us

---

**Agenda No.:**

**Index (Council Goals):**

**Presenters:** James Robinson

**Legislative File:** 11097-18

---

### **Title**

Presentation - Instituting a Plastic Bag Fee in Los Alamos County

### **.Recommended Action Motion**

N/A

### **Body**

Los Alamos High School Eco Club will provide a presentation regarding their petition to “Institute a Plastic Bag Fee in Los Alamos County.”

### **Attachments**

**D - Plastic Bag Fee Presentation**

# Instituting a Plastic Bag Fee in Los Alamos County

---

LAHS Eco Club

# Who

- LAHS Eco Club
  - Teacher Sponsor: Katie Tauxe
- Jody Benson
- Environmental Sustainability Board
- Zero Waste Board



# What

- 10 cent fee on all plastic bags in Los Alamos and White Rock stores
- NOT a tax!
- A bag is an amenity provided by stores, consumers should pay for it





# Why

- 240,000 plastic bags are used around the world every 10 seconds
- The average plastic bag is only used for 12 minutes
- Only 1% of plastic bags are recycled



# How

- Petition
  - Send updates
- Talk to Smith's
- Letters to the Editor
- Talk to County Counselors



# Working with ESB

- Comments and concerns
- Ideas on how we can spread the petition
- Suggestions on who we can talk to within the county





# County of Los Alamos

## Staff Report

August 16, 2018

Los Alamos, NM 87544  
www.losalamosnm.us

---

**Agenda No.:**

**Index (Council Goals):**

**Presenters:** Susan Barns and Angelica Gurule

**Legislative File:** 11102-18

---

### **Title**

Presentation - Overview of EPA Pay As You Throw Webinar

### **.Recommended Action Motion**

N/A

### **Body**

Sue Barns will provide an overview of the EPA, Pay As You Throw (PAYT) Webinar. The webinar presented best practices and success stories of communities that have implemented PAYT.

### **Attachments**

E - Overview of EPA Pay As You Throw Webinar

# PAYT Best Practices and Success Stories



JULY 26, 2018





# PAYT—What's the Point?

## TRADITIONAL TRASH COLLECTION

Regardless of how much trash they generate



Or how little...



Residents pay one fixed fee for disposal.

(An “all you can eat” approach)

## PAY-AS-YOU-THROW

If residents generate a lot of trash



Or a little...






They only pay for the amount of trash they throw away.

(A variable rate, equitable approach)

# How Effective is PAYT? "most effective way to decrease trash and increase recycling"

---

Nationally, communities see:

- Recycling participation  significantly
- Tons recycled  by 50% or more\*
- Tons disposed  by 15 - 20% from residential sector

But many communities see a much more significant decrease in tons disposed

In addition...

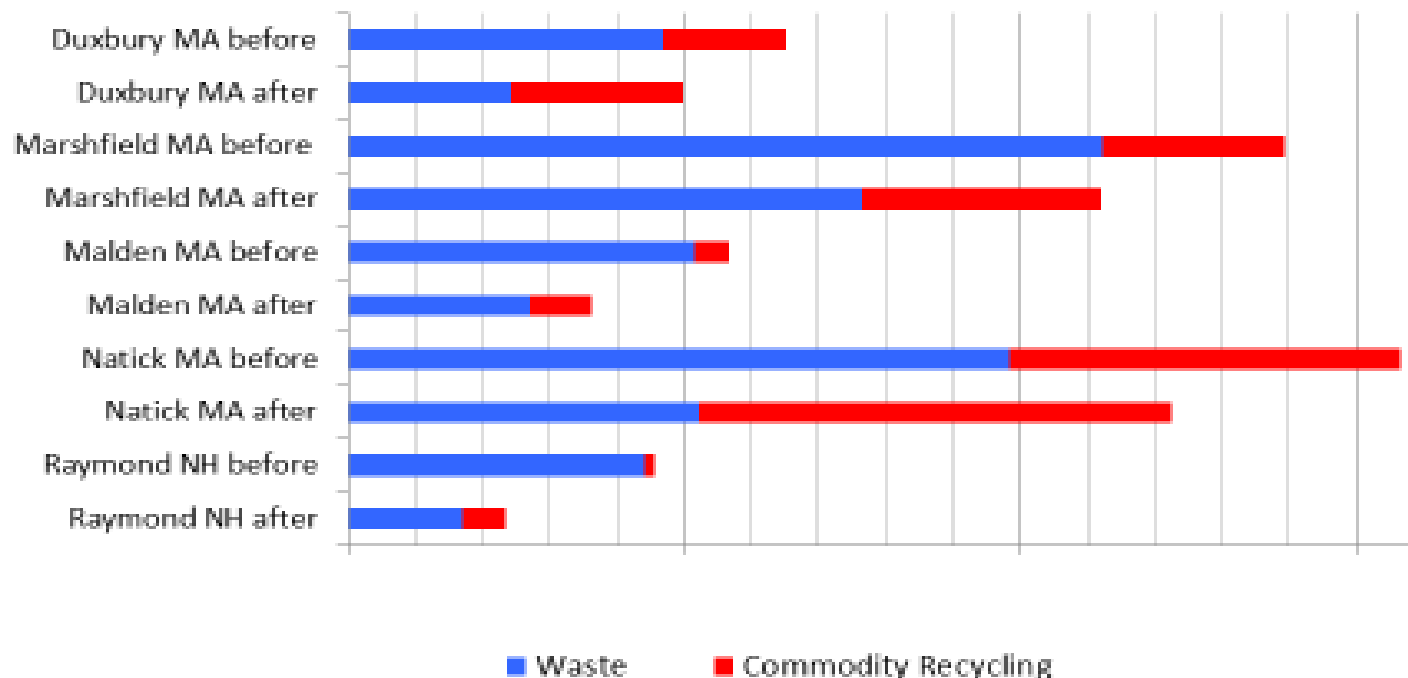
- In 2/3 of communities, no budget increase
- 90% of residents prefer, once implemented

Communities usually do not reduce base fee, but with addition of PAYT, that fee increases more slowly

# Results in New England Communities

**PAYT** SMART – Decreases Overall Generation (waste + recycling) by 20+% <<!!!!!!!

SMART's price signal produces **source reduction** and moves materials into all other programs, increases donations and home composting. Less generation lowers overall material handling costs.



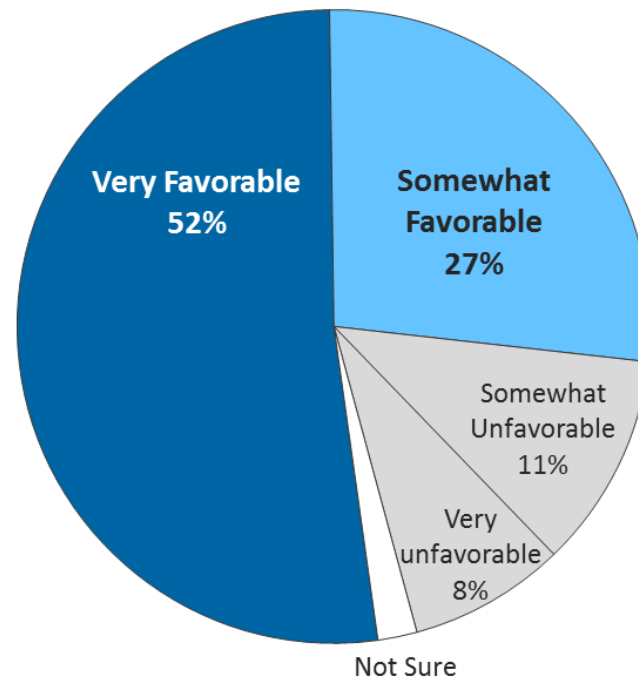


# Citizen Satisfaction

## Survey Results – 11 Municipalities

- 79% - Very or somewhat favorable
- 68% - Program is fair
- 74% - Participation is not difficult
- 89% - Program performing better than or as well as expected
- 77% - More likely to vote for someone supporting, or makes no difference

**Participants in Pay-as-You-Throw Programs  
Have a Highly Favorable View of Them.**



Source: Automated telephone survey of 991 residents of communities with bag-based pay-as-you-throw programs, conducted by Public Policy Polling Feb. 21-25, 2014.

Illegal dumping and recycling contamination do not usually increase with PAYT

# PAYT Best Practices...

---

- Simple rate structure with some flexibility
- Early, frequent, varied education & outreach – clear roles if shared responsibility
- For every 100% increase in volume, price should increase 50 – 80%\* - Most effective closer to 80%
- Bundled services – automatic provision of recycling
- If cart system, recycling cart  $\geq$  than trash cart
- Offer mini cart (35 gal)
- Work with haulers, public, local officials
- Anticipate concerns and address in advance
- Tout program successes!



# Pay As You Throw

Charles Kamenides  
Waste Services Manager  
City of Longmont Colorado  
303-651-8418

[charles.kamenides@longmontcolorado.gov](mailto:charles.kamenides@longmontcolorado.gov)



# Why PAYT - Increased Importance

- Reduce Landfill Waste
- Adopted Sustainability Plan
  - Goals:
    - Increase opportunities for waste diversion, education, and reuse
  - Objectives:
    - Decrease residential trash- less than 2 lbs per capita per day
    - Increase community-wide waste diversion- 50% by 2025
    - Increase waste diversion for City Operations
- Equity in Rates
  - Higher use, higher rate- similar to water and electric rates



# Process to PAYT

It started with the desire to landfill less

- Council direction to implement PAYT and curbside compost = yard trimmings + food waste + BPI certified compostables
- Resident feedback and Surveys
- Consultant review and rate strategy
- Implemented PAYT and curbside compost April 2017

# Results on Customer Subscriptions



Trash Collection	Before PAYT	May 2018
96 gal	79%	65%
48 gal	21%	28%
48 gal EOW*	N/A	7%
Compost 96 gal	N/A	14%

**\$24/mo**

**\$12.90/mo**

**\$6.50/mo**

**\$6.50/mo**


*\*collected every other week*



# Learning Points

- Concurrent launch of PAYT and composting provided best solution to reducing landfill waste
- Complaints about rates were minimal
- Required strong marketing effort and marketing budget
- 14% residents reduced their trash service level with PAYT
- Anticipated high labor need for cart exchanges at program launch
- Price increase for trash was a small motivator for reducing trash cart size
- PAYT change-outs going slower than anticipated





# ABOUT NATICK

Jillian Wilson-Martin, Sustainability Coordinator, Natick, MA







Recycling

Compost

Textiles and small  
appliances

<Trash PAYT  
15 gal = \$1.00  
33 gal= \$1.75  
(since 2004!)

# TODAY

---





# POLITICAL BACKLASH

---

Isolated resistance

Attempts to disrupt meetings

Referendum process with 1000+  
signatures

Special Election in Dec. 2003

**72% voted to keep PAYT**

NOV 2003



# BENEFITS

---

Resolved budget issue

Reduced waste **by 40%**

Reduced collection costs

- Switched to four day collection
- Cut overtime costs for bulk pickup

Increased recycling **by 20%**

Greater equity

**84% recycling/diversion rate!**



# LESSONS LEARNED

---

- + No one size fits all solution
- + Wide stakeholder engagement
- + Real savings! **\$4M savings in disposal fees since 2004**
- Political will for raising bag price
- Help for low-income & seniors (**free bags**)
- Equity for businesses and multi-families





# County of Los Alamos

## Staff Report

August 16, 2018

Los Alamos, NM 87544  
www.losalamosnm.us

---

**Agenda No.:**

**Index (Council Goals):**

**Presenters:** Angelica Gurule

**Legislative File:** 11096-18

---

### **Title**

Review and Discuss the Environmental Services FY18 Quarter 4 Financial Report

### **Recommended Action Motion**

N/A

### **Body**

The ESB will review and discuss the Environmental Services financial report for FY18 quarter 4 (April 1, 2018 to June 30, 2018). The most recent rate increase went into effect on September 1, 2017.

### **Attachments**

C - FY18 Budget Performance

### FY18 Environmental Services Costs

Residential		Costs	Q1	Q2	Q3	Q4	FY18
		Trash Labor	\$ 30,308	\$ 33,369	\$ 25,259	\$ 29,989	\$ 118,925
		Quarterly Labor	\$ 6,160	\$ 6,952	\$ 1,864	\$ 10,519	\$ 25,496
		Overlook Labor	\$ 7,700	\$ 9,708	\$ 4,269	\$ 7,295	\$ 28,972
		HHW Labor	\$ 6,262	\$ 4,577	\$ 3,081	\$ 10,338	\$ 24,259
		Brush/Compost Labor	\$ 3,502	\$ 3,918	\$ 4,942	\$ 9,181	\$ 21,544
		Recycle Labor	\$ 31,386	\$ 27,054	\$ 21,960	\$ 30,468	\$ 110,869
		Glass Labor	\$ 998	\$ 433	\$ 206	\$ 555	\$ 2,192
		Scale Labor	\$ 21,250	\$ 15,664	\$ 14,316	\$ 17,768	\$ 68,997
		Transfer Station Labor	\$ 28,995	\$ 26,963	\$ 19,384	\$ 20,586	\$ 95,929
		Trash Disp. & Trans.	\$ 68,590	\$ 66,119	\$ 62,977	\$ 78,245	\$ 275,931
		Recycle Disp. & Trans.	\$ 18,657	\$ 22,043	\$ 17,088	\$ 13,079	\$ 70,866
		Equipment IDC	\$ 125,255	\$ 116,181	\$ 116,181	\$ 116,181	\$ 473,798
		Outside Services	\$ 20,335	\$ 25,180	\$ 11,436	\$ 22,941	\$ 79,893
		Other Services	\$ 537	\$ 1,101	\$ 2,710	\$ 1,692	\$ 6,040
		Materials/Supplies	\$ 20,863	\$ 20,902	\$ 97,056	\$ 1,104	\$ 139,925
		Admin/Overhead	\$ 178,260	\$ 174,710	\$ 152,358	\$ 158,040	\$ 663,367
		<b>Total Cost</b>	\$ 569,061	\$ 554,874	\$ 555,089	\$ 527,979	\$ 2,207,002
Commercial							
Roll Offs		Roll Off Labor	\$ 8,126	\$ 9,647	\$ 14,071	\$ 18,318	\$ 50,162
		Scale Labor	\$ 3,104	\$ 2,654	\$ 2,729	\$ 2,617	\$ 11,104
		Transfer Station Labor	\$ 2,478	\$ 2,278	\$ 1,579	\$ 1,575	\$ 7,909
		Trash Disp. & Trans.	\$ 11,837	\$ 11,514	\$ 5,890	\$ 6,680	\$ 35,921
		Equipment IDC	\$ 7,040	\$ 7,053	\$ 7,053	\$ 7,053	\$ 28,198
		Materials/Supplies	\$ -	\$ 386	\$ 330	\$ -	\$ 715
		Admin/Overhead	\$ 14,863	\$ 15,410	\$ 11,974	\$ 15,483	\$ 57,730
		\$ 47,449	\$ 48,941	\$ 43,625	\$ 51,727	\$ 191,741	
Dumpsters		Dumpster Trash Labor	\$ 18,665	\$ 20,461	\$ 15,491	\$ 24,373	\$ 78,990
		Dumpster Recycle Labor	\$ 5,889	\$ 7,020	\$ 7,715	\$ 6,449	\$ 27,073
		Scale Labor	\$ 803	\$ 665	\$ 856	\$ 782	\$ 3,105
		Transfer Station Labor	\$ 12,614	\$ 11,753	\$ 9,709	\$ 9,153	\$ 43,230
		Trash Disp. & Trans.	\$ 33,675	\$ 31,982	\$ 33,171	\$ 35,306	\$ 134,134
		Recycle Disp. & Trans.	\$ 8,094	\$ 8,082	\$ 6,523	\$ 6,002	\$ 28,701
		Cardboard Trans.	\$ 581	\$ -	\$ -	\$ 292	\$ 873
		Equipment IDC	\$ 47,902	\$ 47,902	\$ 47,902	\$ 47,902	\$ 191,607
		Materials/Supplies	\$ -	\$ -	\$ 1,908	\$ 9,436	\$ 11,345
		Admin/Overhead	\$ 58,487	\$ 58,762	\$ 46,637	\$ 59,679	\$ 223,564
			\$ 186,710	\$ 186,625	\$ 169,913	\$ 199,374	\$ 742,622
		<b>Total Cost</b>	\$ 234,159	\$ 235,567	\$ 213,538	\$ 251,101	\$ 934,363
	Transfer Station		Transfer Station Labor	\$ 24,124	\$ 25,876	\$ 19,501	\$ 21,102
		Tire Labor and Disp.	\$ 1,186	\$ 4,448	\$ 4,284	\$ 2,856	\$ 12,774
		Scale Labor	\$ 2,030	\$ 1,791	\$ 1,623	\$ 1,740	\$ 7,184
		Recycling Labor	\$ 470	\$ 450	\$ 153	\$ -	\$ 1,073
		Trash Disp. & Trans.	\$ 56,649	\$ 69,427	\$ 62,713	\$ 72,442	\$ 261,231
		Recycle Disp. & Trans.	\$ 3,352	\$ 3,433	\$ 4,523	\$ 1,863	\$ 13,171
		Cardboard Trans.	\$ 2,057	\$ -	\$ -	\$ 1,011	\$ 3,068
		Mulch Trans.	\$ -	\$ 606	\$ 6,510	\$ 6,835	\$ 13,951
		Outside Services	\$ 409	\$ 546	\$ 3,320	\$ 4,503	\$ 8,778
		Other Services	\$ -	\$ -	\$ (502)	\$ -	\$ (502)
		Materials/Supplies	\$ 8,981	\$ 4,286	\$ 14,310	\$ 139	\$ 27,716
		Admin/Overhead	\$ 45,275	\$ 50,949	\$ 44,049	\$ 48,056	\$ 188,329
		<b>Total Cost</b>	\$ 144,533	\$ 161,812	\$ 160,484	\$ 160,547	\$ 627,376
		<b>Grand Total Cost</b>	\$ 947,753	\$ 952,252	\$ 929,110	\$ 939,626	\$ 3,768,741

Landfill	Closure/Post Closure Labor	\$	3,079	\$	11,732	\$	25,445	\$	9,209	\$	49,465
	Outside Services/Materials	\$	5,400	\$	10,030	\$	24,425	\$	888,657	\$	928,512
	<b>Total Cost</b>	\$	8,479	\$	21,761	\$	49,870	\$	897,866	\$	977,977

Quarter 4 Summary			
OPERATING EXPENSES	Cost	Revenue	Gain/Loss
Residential	527,978.74	537,848.95	9,870.21
Roll Off	51,726.52	22,501.84	(29,224.68)
Dumpsters	199,374.07	163,892.89	(35,481.18)
Transfer Station	160,546.66	198,312.03	37,765.37
Interest	0.00	15,786.56	15,786.56
Total	939,626.00	938,342.27	(1,283.73)

Note: Q3 Residential materials and supplies included purchase of 724 yard trimming roll-carts.

Note: Increased cost for recycling due to cardboard being comingled with mixed recycling

Note: Transfer Station wall repair increast costs for year.

### FY18 Environmental Services Revenues

Residential							
Revenues		Q1		Q2		Q3	Q4
Rates	\$	484,233	\$	542,773	\$	552,396	\$ 537,849
<b>Total Revenue</b>	\$	484,233	\$	542,773	\$	552,396	\$ 537,849
							FY18
							2,117,251
							2,117,251

Commercial	Q1	Q2	Q3	Q4	FY18
Roll-off Rates	\$ 34,177	\$ 28,645	\$ 25,497	\$ 22,502	\$ 110,821
	\$ 34,177	\$ 28,645	\$ 25,497	\$ 22,502	\$ 110,821

Dumpsters		Q1	Q2	Q3	Q4	FY18
Rates	\$	174,067	\$ 181,298	\$ 172,463	\$ 163,486	\$ 691,314
OCC Sales	\$	1,333	\$ -	\$ -	\$ 407	\$ 1,740
	\$	175,400	\$ 181,298	\$ 172,463	\$ 163,893	\$ 693,054

Transfer Station	Q1	Q2	Q3	Q4	FY18
Comm. Trash	\$ 61,124	\$ 52,819	\$ 53,291	\$ 54,910	\$ 222,144
Comm. Const.	\$ 12,642	\$ 21,500	\$ 11,602	\$ 25,118	\$ 70,862
Comm. Tire	\$ 5,545	\$ 5,551	\$ 6,346	\$ 4,405	\$ 21,847
Comm. Brush	\$ 9,622	\$ 7,797	\$ 5,916	\$ 11,243	\$ 34,579
LANL Trash	\$ 19,574	\$ 26,182	\$ 24,608	\$ 23,878	\$ 94,242
LANL Brush	\$ 2,434	\$ 1,706	\$ 3,507	\$ 1,758	\$ 9,404
LANL Construction	\$ 208	\$ 303	\$ -	\$ -	\$ 511
Concrete/Asphalt Tip	\$ 27,624	\$ 9,567	\$ 13,265	\$ 12,211	\$ 62,666
Misc. Comm Tip	\$ 10,186	\$ 9,518	\$ 8,277	\$ 15,308	\$ 43,289
Concrete Rev.	\$ 8,363	\$ 2,917	\$ 825	\$ 3,188	\$ 15,293
Metal Rev.	\$ 4,633	\$ 4,272	\$ 7,155	\$ 9,099	\$ 25,160
OCC Sales	\$ 4,380	\$ -	\$ -	\$ 1,819	\$ 6,199
Sales of Trash Bags	\$ 1,108	\$ 1,331	\$ 777	\$ 1,281	\$ 4,497
Bulk Collection	\$ -	\$ -	\$ 775	\$ 1,100	\$ 1,875
Misc. Rev.	\$ 25,087	\$ 21,546	\$ 12,709	\$ 32,994	\$ 92,336
<b>Total Revenue</b>	<b>\$ 192,529</b>	<b>\$ 165,010</b>	<b>\$ 149,053</b>	<b>\$ 198,312</b>	<b>\$ 704,905</b>

	Q1	Q2	Q3	Q4	FY18
Interest	\$ 3,073	\$ 1,669	\$ 24,934	\$ 15,787	\$ 45,463
<b>Total Revenue</b>	<b>\$ 889,413</b>	<b>\$ 919,395</b>	<b>\$ 924,343</b>	<b>\$ 938,342</b>	<b>\$ 3,671,494</b>
<b>Net Revenue</b>	<b>\$ (58,340)</b>	<b>\$ (32,857)</b>	<b>\$ (4,767)</b>	<b>\$ (1,284)</b>	<b>\$ (97,248)</b>

Increase/Decrease Over Previous Years Q4 Without Landfill				
Cost	FY16	FY17	FY18	%Change - Previous Year
Residential	\$ 584,571.00	\$ 512,673.06	\$ 527,978.74	2.90%
Roll Off	\$ 62,080.00	\$ 28,006.98	\$ 51,726.52	45.86%
Dumpsters	\$ 148,026.00	\$ 178,954.07	\$ 199,374.07	10.24%
Transfer Station	\$ 160,377.00	\$ 195,137.46	\$ 160,546.66	-21.55%
Total	\$ 955,054.00	\$ 914,771.57	\$ 939,626.00	2.65%
Revenue	FY16	FY17	FY18	%Change - Previous Year
Residential	\$ 436,937.00	\$ 480,231.36	\$ 537,848.95	10.71%
Roll Off	\$ 26,595.00	\$ 31,132.61	\$ 22,501.84	-38.36%
Dumpsters	\$ 133,486.00	\$ 167,150.61	\$ 163,892.89	-1.99%
Transfer Station	\$ 157,859.00	\$ 185,738.10	\$ 198,312.03	6.34%
Interest	\$ 10,348.00	\$ 13,419.30	\$ 15,786.56	15.00%
Total	\$ 765,225.00	\$ 877,671.98	\$ 938,342.27	6.47%
Net Revenue	FY16	FY17	FY18	%Change - Previous Year
	\$ (189,829.00)	\$ (37,099.59)	\$ (1,283.73)	97%



# County of Los Alamos

## Staff Report

August 16, 2018

Los Alamos, NM 87544  
www.losalamosnm.us

---

**Agenda No.:**

**Index (Council Goals):**

**Presenters:** Angelica Gurule

**Legislative File:** 11094-18

---

### **Title**

July 2018 Residential Sustainability Report

### **Recommended Action Motion**

N/A

### **Body**

The ESB will review and discuss the newly formatted, July 2018 Residential Sustainability Report. The data now includes a more data and graphs that will demonstrate overall diversion as a result of the new yard trimming program.

### **Attachments**

B - Residential Sustainability Report - July 2018





# Residential Sustainability Report

Service Period: July 2018



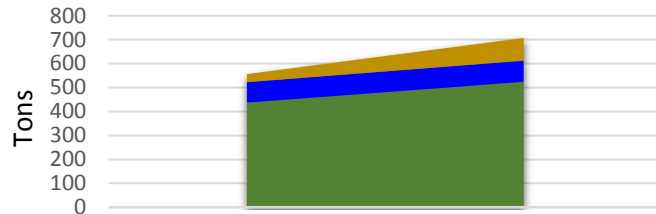
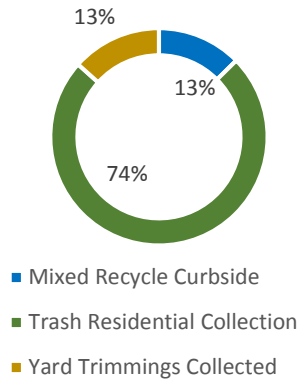
LOS ALAMOS

June Diversion Rate: **21%** - - July Diversion Rate: **26%**

**A 22% Increase in Diversion**

The *diversion rate* is the percent of materials recycled and composted.

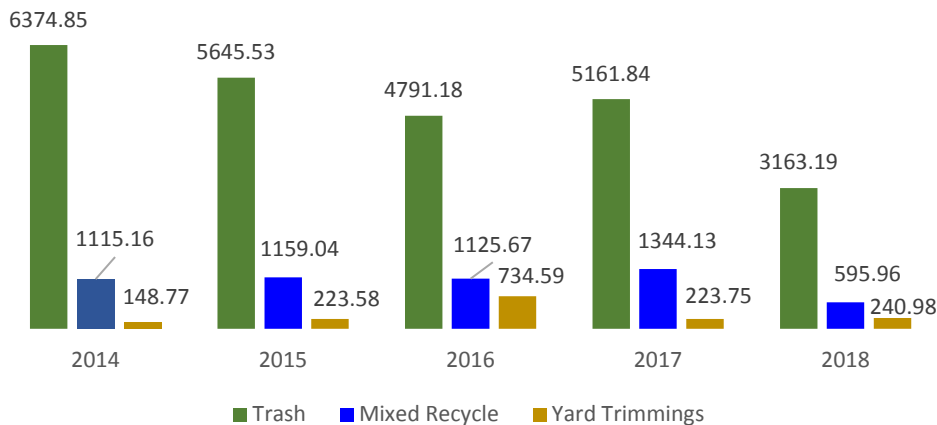
## Monthly Collection Report



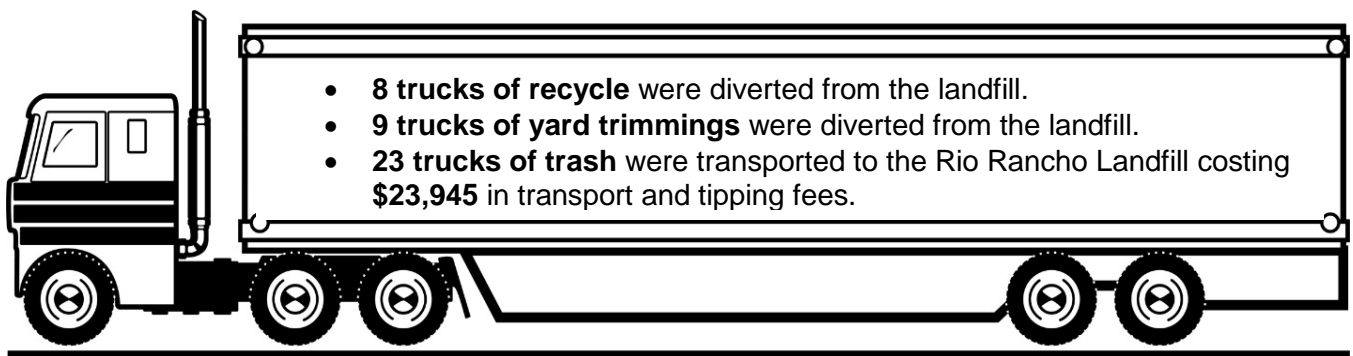
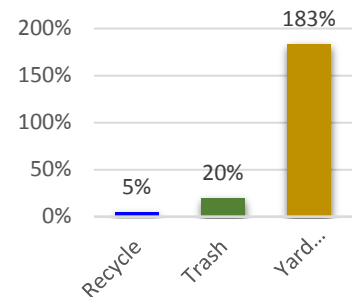
	Jun-18	Jul-18
Yard Trimming	33.37	94.58
Recycle	85.26	89.14
Trash	437.29	523.6

\*Units - Tons

## Yearly Collection Report



### % Change Previous Month



For more information contact Environmental Services Division at 505.662.8163 or email [solidwaste@lacnm.us](mailto:solidwaste@lacnm.us)





# County of Los Alamos

## Staff Report

August 16, 2018

Los Alamos, NM 87544  
www.losalamosnm.us

---

**Agenda No.:**

**Index (Council Goals):**

**Presenters:** Angelica Gurule

**Legislative File:** 11104-18

---

### **Title**

Yard Trimming Roll Cart Program Update

### **.Recommended Action**

N/A

### **Body**

The new yard trimming program began July 9, 2018. To date, 2,800 households have received yard trimming roll carts and 89.84 tons of yard trimming materials were collected in the month of July. The amount of yard trimmings collected diverted five truck loads from being sent to the Rio Rancho Landfill.

An additional 500 requests for yard trimming roll carts have been received. Environmental Services staff continue to deliver yard trimming carts on a daily basis. Los Alamos County also received a RAID Grant from NMED Solid Waste Bureau, in the amount of \$31,704 which will fund an additional 600-650 yard trimming roll carts depending on the cost of plastic resin.

In attempt to provide excellent customer service, all administrative staff are assisting in responding to customer phone calls and emails. To effectively communicate the change to the collection schedule, a second month long advertisement has been placed in the LA Daily Post. The voicemail on Environmental Services is updated weekly to remind residents which material should be set out by the curb. Also, the schedule is on the website and was included in the July 2018 Utility bill.

Customers are requesting either larger or additional recycle carts to accommodate the change to the collection schedule for yard trimming and recycle. The recycle roll cart inventory has been depleted; however, an order for roll carts has been placed and is estimated to arrive late September.

### **Attachments**

N/A