



County of Los Alamos

Los Alamos, NM 87544
www.losalamosnm.us

Agenda - Final County Council - Work Session

Tuesday, August 21, 2018

6:00 PM

Fire Station No. 3
129 State Road 4 - White Rock

1. OPENING/ROLL CALL
2. PLEDGE OF ALLEGIANCE
3. PUBLIC COMMENT
4. APPROVAL OF AGENDA
5. PRESENTATIONS, PROCLAMATIONS AND RECOGNITIONS
 - A. [10492-18](#) Briefing to Council by Jeremy Smith, Chair of the Arts in Public Places Board.

Presenters: Jeremy Smith, Chair of the Arts in Public Places Board

Attachments: [A - Art in Public Places Aug 2018.pdf](#)
[B - Art in Public Places Board FY19 Work Plan.pdf](#)
 - B. [11111-18](#) Results from the 2018 Community Survey

Presenters: Julie Habiger, Public Information Officer

Attachments: [A - 2018 Community Survey Results](#)
[B - Presentation by Southwest Planning](#)
6. BUSINESS
 - A. [11055-18](#) County Council Minutes for July 31, 2018 and August 7, 2018

Presenters: Naomi Maestas

Attachments: [A - County Council Minutes for July 31, 2018](#)
[B - County Council Minutes for August 7, 2018](#)
7. COUNCIL BUSINESS
8. PUBLIC COMMENT

9. ADJOURNMENT

If you are an individual with a disability who is in need of a reader, amplifier, qualified sign language interpreter, or any other form of auxiliary aid or service to attend or participate in the hearing or meeting, please contact the County Human Resources Division at 662-8040 at least one week prior to the meeting or as soon as possible. Public documents, including the agenda and minutes can be provided in various accessible formats. Please contact the personnel in the Office of the County Manager at 663-1750 if a summary or other type of accessible format is needed.



County of Los Alamos

Staff Report

August 21, 2018

Los Alamos, NM 87544
www.losalamosnm.us

Agenda No.: A.

Index (Council Goals):

Presenters: Jeremy Smith, Chair of the Arts in Public Places Board

Legislative File: 10492-18

Title

Briefing to Council by Jeremy Smith, Chair of the Arts in Public Places Board.

Body

Council leadership has requested that each Board/Commission Chair make a presentation to the Council once a year focused on what has been completed and what they are currently working on, and what challenges or opportunities they see coming up in the future .

Attachments

- A - Arts in Public Places Board Presentation to Council FY18
- B - FY18 Arts in Public Places Board Work Plan

Art in Public Places



“The art in public places board shall promote and encourage public programs to further the development and community awareness of and interest in public art and shall encourage the integration of art into architecture of municipal structures, and shall visually enhance the community.”

Activities & Accomplishments

- ⌘ Educational plaque for the large San Ildefonso pottery replicas at the White Rock Visitor Center
- ⌘ Colin Selig benches & sculptures at the Community Building
- ⌘ Wind sculptures at the Mesa Public Library
- ⌘ Call for Art



The large San Ildefonso Pottery Replicas now have a permanent educational plaque installed at the White Rock Visitors Center.





Colin Selig - benches and lighted sculptures made from reclaimed residential and commercial propane tanks.





Sculptures from the Mark White Gallery in Santa Fe. Large spherical one in the center was donated by Charles Bowman in memory of his wife, Nona Bowman.



Wind Sculptures at library

Donation of fiber art “Berlin” by
Valentine Devine. Currently hanging
inside the Mesa Public Library.



In Progress

- ⌘ Public Art Archives
- ⌘ Inventory and maintenance of current collection
- ⌘ Lighting for the wind sculptures at the library
- ⌘ Planning dedication event for wind sculptures
- ⌘ Call for Art proposals

Call for Art


The APP Board put out an open call for art in February of 2018. We received and reviewed 20 submissions. We are currently pursuing 4 of those submissions that we hope to add to the county art collection in the near future.



Woven glass kites by Markow & Norris.
Proposed location – White Rock Library.



Woven glass feathers by Markow & Norris.



Smart Flower by Eric Thelander.
Possible location – Urban Park.

Potential Projects

- ⌘ Move art for the columbarium from Ashley Pond.
- ⌘ 502 underpass – Evelyn Rosenberg
- ⌘ Ed Grothus Flower donation
- ⌘ Art at the Airport

Challenges and Lessons Learned

Collection Management is becoming an issue as our public art collection has grown to over 200 pieces. We are recognizing the need for a better database system for organizing photos, contracts, etc.

The public archive website is a great way to promote tourism and to simply give the public access to our collection. Getting permission from the artists to allow us to publish their art online has proven to be more time consuming than we expected.

Collaborations and Working Relationships

APPB works closely with Parks, Public Works, and Facilities regarding placement, installation, lighting, and landscaping.

Sculpture Smart; a Santa Fe based company, is contracted with the county to clean and maintain outdoor sculptures.

The Board collaborates as needed with other Boards, Commissions, and departments.



LOS ALAMOS
where discoveries are made

FY19 Work Plan for Los Alamos County Boards and Commissions

(Fiscal Year 2019: July 1, 2018 – June 30, 2019)

Board and Commission Name: Art in Public Places Board

Date prepared: 2/14/2018 Date approved by Council: 5/1/2018

Prepared by: Jeremy Smith and Libby Carlsten, with APPB approval

This work plan will be accomplished in the following time frame: from July 1, 2018 to June 30, 2019

Chairperson: Jeremy Smith

Members and terms:

Pete Carson: 1st term to 3/23/19 – eligible for re-appointment
Britton Donharl: 2nd term to 3/23/19 – not eligible for re-appointment
Catherine Ozment: 1st term to 3/23/19 – eligible for re-appointment
Michelle Mittrach: 1st term to 11/3.19 – eligible for re-appointment
Jeremy Smith: 2nd term to 2/11/20– not eligible for re-appointment

Department Director: Brian Brogan

Work plan developed in collaboration with Department Director? (Y/N?): Yes

Staff Liaison: Libby Carlsten

Administrative Support provided by: Becky Andrus

Council Liaison: Reviewed by Council Liaison? Yes

1.0 Provide a brief Summary of your Board or Commission's activities over the past twelve months. Please describe your Board or Commission's accomplishments and identify constraints. List any "lessons learned" and identify the greatest challenges faced by the Board or Commission.

Activities and Accomplishments

Suspended Dichroic PlexiGlas Sculpture in the Golf Course Clubhouse – On October 27, 2015, Council approved an APPB recommendation to commission a dichroic glass sculpture by Albuquerque artist Doug Czor. The sculpture was installed along the ceiling in the entry hallway between the golf pro shop and the restaurant – plus one additional cluster was added above the doorway to the community room. APPB members and staff provided guidance and worked with the artist as he fabricated the sculpture. Mr. Czor completed and installed the sculpture in the summer of 2017. The dedication event was held on September 7, 2017. Many positive comments have been received by the board.

Municipal Building –. APPB members collaborated with Utilities Department staff to develop plans for an artistic/educational display at the top of the main staircase using the artwork from the former NEDO Smart House. The display area was created by the County's Facilities Division in late summer 2017. The dedication event was held on October 3, 2017. Two of the artists attended the ceremony. APPB members and the staff liaison have continued to work with the County's Communication and Public Relations Division to develop the educational posters to provide explanatory information about the Smart House project and the significance of the artwork.

Large San Ildefonso Pot Replicas – The placement of a historical progression of six large San Ildefonso pot replicas along the NM 4 corridor through White Rock was accomplished in early summer 2016. APPB members are continuing to work with Communications and Public Relations staff to design a permanent educational plaque to be installed at the White Rock Visitors Center to provide photographs and more explanatory information about the significance of the project than is provided on the small bronze plaques next to each pot.

Los Alamos Community Building (home of the renovated Teen Center, the Visitor Center for the Manhattan Project National Historical Park, the Cooperative Extension Service Office, PAC-8, and the Youth Activity Center) In July 2017, the APPB recommended the purchase of colorful, whimsical benches and matching lighted sculptures made by California-based artist, Colin Selig, from reclaimed propane tanks for the front courtyard of the Community Building. The bench and sculpture installation was completed in December 2017. The board is planning to schedule a dedication event in March or April 2018 along with the installation of an informative plaque explaining the repurposed propane tank art.

Web presence, APPB brochure, Maintenance, Plaques – There is strong board interest in improving the county's public art presence through a public art website managed by www.publicartarchive.org. APPB members and the staff liaison continue to prepare letters to artists to get permission to display their work on the on-line database. This is an ongoing project that may take another year to complete. APPB members have also been working with County staff to identify options for collection management software. The collection is currently managed using Excel spreadsheets which are inadequate for this task. The board anticipates making a recommendation regarding new software in mid to late 2018. The board continues to improve the maintenance of current works of art in the county's public collection and in the fall of 2016 awarded a new maintenance contract to Sculpture Smart (a Santa Fe based company) for the outdoor sculptures. With addition of a significant number of new works over the last several years, the board is continuing to order and install plaques, and to replace old or missing plaques as part of the maintenance of the artwork.

Public Education/Outreach Efforts – The Board has noted that the source of APP funding, the restrictions on its use, and the process by which public art projects are developed, recommended and approved, are unclear to many members of the community. The board looks for opportunities to inform the public about its roles and responsibilities, and the enabling County ordinance, whenever they can. In the past year, board members hosted an APP informational table at a summer Farmer's Market, provided pictures/information to the LA Daily Post, and the APPB Chair provided explanatory information about the APPB in the opening remarks at each dedication event. The public art collection is also periodically promoted on the Community Services Department's Facebook page.

October 2017 – Evening of Arts and Culture – The Chair of the APPB and the staff liaison assisted with planning for the inaugural kick-off event on October 13, 2017 for the "Month of Arts and Culture." The board also hosted a table at Fuller Lodge during the event and handed out information about the public art collection and answering questions about the work of the board. The County published a booklet/informational guide with information about all the artistic and cultural events in the community during the month of October. It was well received.

Challenges and Lessons Learned

- The County has engaged in numerous capital projects over the past decade, resulting in a substantial influx of funds to the Art in Public Places Account. The board responded by recommending major new artwork for the Nature Center, Municipal Building, White Rock Visitor Center, WR Branch Library, the renovated NM4 corridor in White Rock, and the Golf Course Clubhouse. The board also addressed some smaller scale projects, such as the relocation of Smart House art and added benches and sculptures in front of the Community Building. The

board plans to continue concentrating on the upkeep of the existing collection, collection management software, and to evaluate remaining public art funds and annual expenses.

- In 2015, the board implemented a policy stipulating that artists will be responsible for engineering, permitting, construction, and installation of large art projects such as “Solar Tree.” Previously these activities relied heavily on the help of County personnel whose operational workload required that they fit in art projects “as and when,” and the policy is intended to formalize the artist’s responsibilities and to reduce the board’s reliance on County personnel. Nonetheless, even with the policy in place, assistance continues to be needed from the appropriate County building managers to safeguard County assets. In other cases, such as artwork relocation or special projects like the WR Pottery Replicas, a great deal of assistance from County personnel is often required. The lesson learned is that, while the board makes every effort to budget appropriately for County staff assistance, and very much appreciates the help, we must also be aware that other County priorities may take precedence, and projects may not be completed according to the board’s timeline. With this in mind the board should use private contractors whenever possible, with appropriate county oversight, to avoid lengthy delays in project completion.
- APPB receives strong, high-level County staff and administrative support, including developing and negotiating contracts for maintenance and commissions, researching and drafting policies, and acting as liaison with County departments. However, this support is not unlimited, and it is incumbent upon the Board to realistically prioritize and manage their demands.
- It remains the case, apparent from some public input, that the source of funding for public art, the restrictions on its use, and the process by which public art projects are developed, recommended and approved, are unclear to many members of the community. The board will continue their efforts to inform the public about its roles and responsibilities, and the enabling County ordinance, whenever the opportunity arises.

2.0 Describe the future work plans for this Board or Commission using the following items and showing the relationship to those items: *(Please remember that Council approval of this work plan does not constitute official Council approval of proposed projects, assignments, or anticipated recommendations included in this work plan that have budget implications.)*

2.1 List any special projects or assignments given to this Board or Commission by Council or the Department director:

- Meet with the Community Services Department Director and other CSD Board Chairs as requested, for discussion and information sharing.
- Participate in the public input gathering for [art at Ashley Pond Park](#) if [the](#) project goes forward.
- Participate as needed and at the appropriate time with the proposed Capital Improvement Projects for any public art opportunities.
- Participate in the planning efforts, if any, for the development of a park area to commemorate military service.
- As directed by the Community Services Director, work with Library staff to assess options for combining the Library's existing art collection into the public collection.
- Conduct public outreach activities after the art collection is added to the "Public Art Archives" to develop both the public's interest in art and a better understanding of how public art is funded. Some suggested activities are: developing a prominent link to the PAA on the County's web site, staffing the County table at the Farmer's Market, giving talks in schools, to civic groups, and at the Senior Center lunches – or providing articles or photos (daily postcards) to the Los Alamos Daily Post and the Los Alamos Monitor.

2.2 List the guiding documents/plans (with approval or revision dates listed) used by this Board or Commission.

- APPB enabling legislation in the County Code
- APPB Policies and Guidelines – Approved by Council on August 30, 2016
- Contractual relationships for sculpture maintenance
- Contractual agreements with artists
- County Comprehensive Plan and Master Plans related to land use

2.3 Other projects/assignments proposed by the Board or Commission: (Any projects or activities proposed in this section should be discussed with the Council Liaison prior to listing it in this work plan.)

Administrative Activities

- APPB Inventory –APPB is conducting a search for an appropriate collection management database for accessing and managing the inventory.
- APPB Identification of Artwork Maintenance and Repairs – Each member of the board has taken responsibility for a specific section of the art collection, regularly inspects their section, and reports bi-annually to the entire board about any needed maintenance or repairs. The board as a group then prioritizes the maintenance needs for the entire collection.
- Public Art Web Presence -- The Board has researched and gotten approval from TAG (County's Technology Group) to move forward with "Public Art Archive," an on-line database subscription service that will allow the County to provide user-friendly public access to the Los Alamos County Public Art Collection. This database option will provide an instant web presence (without having to develop it ourselves) that is easily searchable, can be viewed on mobile devices, and is connected with Google maps. Permission forms are being collected from artists.
- Plaques – In conjunction with the inventory update, plaques will be ordered with a goal of having all art in the County collection properly labeled.

Marketing and Communications

- Public Information - the APPB will continue to look for opportunities to inform the public about the public art collection, the APP funding, and the process the board uses to select and recommend public art pieces.
- Web Presence – Coordinate efforts to place the County's public art collection on the web via Public Art Archives, a free on-line database service. After the collection is listed on the PAA – develop a prominent link to the PAA on the County's web page.
- Open Forum – The APPB has successfully used the County's Open Forum for soliciting public input in the past and will continue to use it in the future, when appropriate.

Current/In-process Projects

- White Rock State Route 4 - Native American Pots – The pot replicas have been installed. The board is working to design an educational plaque and brochure to provide more information to the public about this project.
- Los Alamos Community Building – Colorful, whimsical benches and matching lighted sculptures have been installed. The board will plan a dedication event for this artwork

- Columbarium – The board will work with the PROS Division to explore options for appropriate art for the proposed columbarium
- Disposal - The board is discussing options for the possible disposal of a few pieces of art in the public collection that have been damaged or are no longer relevant to the collection
- Donations -- Several potential donation offers have been received and will be discussed/considered by the board
- Memorial park to honor military service – the board is collaboratively (with PROS and the Parks and Rec Board) considering options for developing a park area to honor military service
- Solicitation of Future projects - Board members have developed a “Call for Art Ideas” as a way for the public to suggest ideas and locations for additions to the public art collection. The deadline for submittals is March 2018. Evaluation of the proposed projects will occur over the next six months.

Potential Projects/Locations

The following is a list of, including but not limited to, potential projects and/or locations for consideration of public art over the next two years (not in any particular order):

- Roundabout – The board has discussed recommending a sculpture for the new 502 roundabout and has concluded that this would best be considered after it is completed and the entire nearby area can be evaluated for potential art locations.
- Underpass for Hwy 502 near the Canyon Rim Trailhead and the Cooperative Market - The board has received a preliminary overview of this project and is looking forward to developing ideas for art and artistic lighting for the proposed underpass.
- White Rock Senior Center and Town Hall – Continue to evaluate art possibilities for this area.
- Deacon Street Project – The board is planning to explore options and ideas for public art along Deacon Street as this renovation/economic development project progresses.
- CIP Recreation Projects – The board will be ready to work with any project teams early in the process to recommend public art, including landscaping, as part of any CIP project.

3.0 Identify any interfaces for the goals/tasks in this work plan with County Departments and other Boards and Commissions. Specify the coordination required.

- Throughout the year, the APPB will work closely with Parks, Recreation and Open Space (PROS), Public Works, and Facilities staff as needed, regarding the placement, installation, lighting and landscaping of exterior artwork, and installation of interior artwork.
- A Santa Fe based company (Sculpture Smart), contractually bound to the County through the APPB to clean and maintain the outdoor sculptures in the public collection, also works closely with the Parks Division, as needed, in fulfilling their requirements, such as winterizing water features and maintaining sculptures.
- The Board and staff liaison will coordinate with County departments currently displaying interior art to ensure that said artwork is displayed in appropriate settings and available for public viewing in accordance with County Code.
- The Board will continue to collaborate, as appropriate, with other Los Alamos County Boards, Commissions, and departments including but not limited to the; Lodger's Tax Advisory Board, Fuller Lodge Historic Districts Advisory Board, Library Board, Parks and Recreation Board, and community stakeholder groups and organizations.
- The Board will liaison to the Tourism Implementation Task Force, as needed.

4.0 List any special public information or involvement meetings or efforts to be conducted by this Board or Commission:

- Staff will work with both the Community Development Department, the Public Works Department, and the Community Services Department to identify, for specific capital projects, at which point APPB input and/or involvement is appropriate.
- Board will solicit public input during the development of requests for proposals for new acquisitions, as well as during the selection process.
- Public receptions/dedications will be held for the installation/re-installation of major pieces of artwork.
- Continue to work with the news media by providing information and articles, and be available for interviews.
- As noted in Section 2.0 – the board may conduct public outreach activities after the art collection is added to the "Public Art Archives" to develop both the public's interest in art and a better understanding of how public art is funded. Some suggested activities are: developing a link from the County's web site to the PAA, staffing the County booth at the Farmer's Market, giving talks in schools, to civic groups, and at the Senior Center lunches – or providing photos (daily postcards) to the Los Alamos Daily Post. These activities should have a low costs and/or low staff support requirements.

5.0 List the current subcommittees for this Board or Commission.

**5.1 For subcommittees with members that are not members of the parent board or commission:
List the subcommittee members and their terms.
Explain how sub- committee members are selected or appointed.
Provide a description of each subcommittee's charter or purpose.
Describe the expected duration for the subcommittee and their work plan(s) demonstrating how they support the Board or Commission:**

None

Attachment A: Provide a copy of your Board or Commission's "Purpose" and "Duties and Responsibilities" from Chapter 8 of the County Code:

Sec. 8-31. - Purpose

The art in public places board shall promote and encourage public programs to further the development and community awareness of and interest in public art and shall encourage the integration of art into the architecture of municipal structures, and shall visually enhance the community. Staff shall submit to the art in public places board for its review and recommendation all expenditures of the art in public places account which is created and set aside for the arts pursuant to Chapter 20 article III. (Ord. No. 02-078, § 2, 10-3-2006)

Sec. 8-32. - Membership, terms, and qualifications.

The art in public places board shall consist of five regular members and two provisional members. The term of each regular member shall be two years with staggered terms. The term of each provisional member shall be two years beginning with the appointment to each term after the adoption of this ordinance. Provisional memberships are intended to provide additional assistance to the board during a time in which the board will have a greater than normal work load. Each regular member and each provisional member shall have equal voting strength on the board and shall be authorized to attend, participate in, and vote at all board meetings. At the end of the initial two year term, the provisional memberships shall expire and the board shall revert to only five regular members.

(Ord. No. 02-078, § 2, 10-3-2006; Ord. No. 02-233, § 1, 7-26-2013)

Sec. 8-33. - Duties and responsibilities.

The art in public places board shall serve in an advisory capacity to the county council and shall have the following functions, powers and duties:

- (1) Recommend to the council the acquisition and maintenance of all works of art funded from the art in public places account. The source selection provisions in County Code sections 20-101 through 20-140 shall not apply to works of art recommended for acquisition by the arts in public places board;
- (2) Recommend to the council the public sites selected for the display of art funded from the art in public places account and establish criteria for the selection of the artists or the work of art desired;
- (3) Advise the council on the proposed removal, relocation or alteration of any public facility or works of art funded from the arts in public places account;
- (4) Recommend to the council programs and policies to further the development and public awareness of public art;
- (5) Seek private donations for the county to supplement the art in public places account and advise the council regarding additional sources of funding for public art;
- (6) Recommend such policies and procedures as are necessary to effect the purpose of this article subject to the approval of the council; these policies and procedures shall include, but not be limited to, criteria for selection of artists, procedures for artistic competitions, selection of public locations for art equitably distributed throughout the community, and recommendations for the maintenance of art funded by the art in public places account;
- (7) Recommend a policy to coordinate with the county's capital improvements program and other county activities to ensure that works of art funded by the arts in public places account are properly integrated into the community and do not pose excessive maintenance costs or public health risk and do not unduly encumber public lands;
- (8) Perform such additional related duties as may be assigned by the county council or requested by the county administrator.

(Ord. No. 02-078, § 2, 10-3-2006)

Sec. 8-34. - Selection of art.

- (a) The board may establish such policies, guidelines and timetables for the selection of art and artists and the placement of art, subject to the approval of the council.
- (b) Any work of art that is chosen must comply with the following standards in addition to any guidelines established:
 - (1) The work of art must be located in a public place with public visibility and impact.
 - (2) The work of art shall have a permanence generally of at least 20 years and shall be likely to remain a thing of value for this time period given appropriate site selection and maintenance.
 - (3) The work of art shall enhance the environment of the county.
- (c) The board shall recommend an artist or a work of art to the council. The board may recommend purchasing a completed work of art, commissioning a work of art, holding a competition to select a work of art, or creating some other appropriate mode of selection. In the event that the work of art is to be purchased and placed in conjunction with a county project, the board shall consult with the appropriate county staff and the project architect, if any, and involve them in the selection process. The board may request in advance council approval to purchase a work of art at a juried show.

Attachment B: Using the chart below, place an X in the column on the right if the Council Goal is related to the work of the Art in Public Places Board:

Mark all that apply

Economic Vitality		
	<u>Economic Vitality:</u>	
	<ul style="list-style-type: none"> • Priority Area – Build the local tourism economy 	X
	<ul style="list-style-type: none"> • Priority Area – Promote vitality in our neighborhoods and downtown areas and eliminate blight in Los Alamos and White Rock as part of an overall property maintenance and beautification effort. 	X
	<ul style="list-style-type: none"> • Promote a strong and diverse economic base by encouraging new business growth. 	
	<ul style="list-style-type: none"> • Collaborate with Los Alamos National Laboratory as the area's #1 employer. 	
	<u>Financial Sustainability</u>	
	<ul style="list-style-type: none"> • Encourage the retention of existing businesses and assist in their opportunities for growth 	
	<ul style="list-style-type: none"> • Support spinoff business opportunities from LANL 	
	<ul style="list-style-type: none"> • Significantly improve the quantity and quality of retail business 	
Quality of Life		
	<u>Housing:</u>	
	<ul style="list-style-type: none"> • Priority Area -- Support development of affordable workforce housing. 	
	<ul style="list-style-type: none"> • Promote the creation of a variety of housing options for all segments of the Los Alamos Community, including infill opportunities as appropriate. 	
	<u>Education:</u>	
	<ul style="list-style-type: none"> • Support Los Alamos Public Schools' goal of ranking among the top public schools in the nation 	
	<ul style="list-style-type: none"> • Partner with Los Alamos Public Schools and the University of New Mexico – Los Alamos; and support, as appropriate, the delivery of their educational services to community standards 	
	<u>Quality Cultural and Recreational Amenities:</u>	
	<ul style="list-style-type: none"> • Priority Area – Maintain and improve existing outdoor recreation and open space amenities. 	
	<ul style="list-style-type: none"> • Implement a comprehensive range of recreational and cultural amenities that enhance the Los Alamos community 	X
	<u>Environmental Stewardship:</u>	
	<ul style="list-style-type: none"> • Enhance environmental quality and sustainability balancing costs and benefits including County services and utilities 	
	<u>Mobility:</u>	
	<ul style="list-style-type: none"> • Maintain and improve transportation and mobility 	

Quality Governance	
<u>Operational Excellence:</u>	
<ul style="list-style-type: none"> • Priority Area – Continue implementation of the Comprehensive Plan with an emphasis on neighborhoods. 	
<ul style="list-style-type: none"> • Priority Area – Maintain and improve existing quality essential services and supporting infrastructure including updated enterprise software and permitting. 	X
<ul style="list-style-type: none"> • Invest in staff development to create a high performing organization 	
<ul style="list-style-type: none"> • Manage commercial growth well following an updated, concise, and consistent comprehensive plan. 	
<ul style="list-style-type: none"> • Establish and implement a mechanism for effective Utility policy setting and review. 	
<u>Communication:</u>	
<ul style="list-style-type: none"> • Improve transparency in policy setting and implementation. 	X
<ul style="list-style-type: none"> • Create a communication process that provides measurable improvement in citizen trust in government. 	X
<u>Intergovernmental Relations:</u>	
<ul style="list-style-type: none"> • Strengthen coordination and cooperation between County government, LANL, and the regional and national partners. 	X
<ul style="list-style-type: none"> • Actively pursue land transfer opportunities. 	



County of Los Alamos

Staff Report

August 21, 2018

Los Alamos, NM 87544
www.losalamosnm.us

Agenda No.:	B.
Index (Council Goals):	* 2018 Council Goal – Quality Governance - Communication – Create a Communication Process That Provides Measureable Improvements in Citizen Trust in Government; * 2018 Council Goal – Quality Governance – Operational Excellence – Maintain Quality Essential Services and Supporting Infrastructure Including Updated Enterprise Software and Permitting
Presenters:	Julie Habiger, Public Information Officer
Legislative File:	11111-18

Title

Results from the 2018 Community Survey

Body

The County's bi-annual community survey results will be presented by Rachelle Howell and Chris Cordova from Southwest Planning & Marketing, Inc. this evening. Southwest Planning & Marketing, Inc was hired in May to conduct the survey. They randomly selected 400 County residents to participate in a short phone survey. The survey included a variety of questions about County programs and services, community needs, quality of life and openness and transparency of government. The County has been regularly conducting community surveys since 1996. County staff use the information gained from the survey to help guide decisions about improvements as part of its "LA Scores" performance measurement program.

The report can be downloaded from the "Open Gov" page on the County's website. A copy is also available in the west vestibule of the Municipal Building.

Attachments

A - 2018 Community Survey Report

B - Presentation by Southwest Planning

2018 Los Alamos County Community Survey

Presented to:

**Los Alamos County
1000 Central Ave, Ste 350
Los Alamos, NM 87544**

June 2018



SOUTHWEST PLANNING & MARKETING
PLANNING | MARKETING | RESEARCH | ECONOMIC DEVELOPMENT

P.O. Box 1506 | SANTA FE, NM 87504 |

EXECUTIVE SUMMARY/TAKEAWAYS

Introduction

Southwest Planning & Marketing was contracted by Los Alamos County to conduct the 2018 Los Alamos County Community Survey. The scope of work included: survey instrument design and update, statistical analysis and interpretation of the information obtained via the survey (including narrative information, charts, and graphs, as appropriate).

Methodology

SWPM reviewed census population data by age group and community profile in order to provide assurances that the findings were representative of the Los Alamos County population. Comparing census data to 2018 responses, the responses fell well within acceptable confidence levels. The fieldwork commenced on May 9, 2018, consisting of phone surveys, followed by email surveys, text surveys and intercept surveys. A total sample size of 404 unique representative responses was acquired.

Overall Ratings/Quality of Life/Services Provided

The average rating of 3.3 (out of 5) for rating "Overall Quality of Life" in Los Alamos was slightly lower than the 2016 rating (3.5), but very similar to previous years' survey responses. Twenty-one percent of (21%) people between the ages of 18-24 rated "services provided by Los Alamos County" lowest: fair (16%), poor (5%).

The top three suggestions for making Los Alamos a better place to live were "More/Better Recreation" (15% of the respondents), "Permits/Code Enforcement/Building Vacancy" (15%) and "More Business" (14%). Seventy-three percent (73%) of the respondents indicated that they had contact with an employee in the last 12 months, up substantially from 2016 (52%). Average 2018 ratings for county employees was similar to 2016 in all areas, with the exception of a slightly increased average rating for "courtesy" (3.4 versus 3.3). Average 2018 ratings for Quality of: "street repairs," "recycling services," "senior center programs and activities," and "recreational services provided" dropped compared to 2016 (likely due to the balanced demographic responses in the 2018 survey that included younger respondents who tended to rate these services lower than other demographic groups).

Code Enforcement: Residential Properties

Seventy-one percent (71%) of the respondents indicated that they felt the current level of residential code enforcement should be maintained (41%) or decreased (30%). Less than 20% of the respondents (18%) felt like enforcement should be increased.

While the consensus was to maintain or decrease code enforcement, there are specific areas that respondents felt code enforcement staff should focus on: Seventy-nine percent (79%) of the respondents rated the need to enforce code violations for "abandoned or inoperable vehicles in front yards" (increase enforcement (44%) or maintain enforcement (35%)) (the number one priority for enforcement of residential regulations) and eighty-six percent (86%) of the respondents felt that code enforcement for "unsafe structures" should be maintained (50%) or increased (36%).

Code Enforcement: Commercial Properties

Eighty-one percent (81%) of respondents said that the current level of code enforcement for commercial property should be increased (32%) or maintained (49%) in Los Alamos, while seventy-two percent (72%) of the respondents said that code enforcement for commercial property should be increased (31%) or maintained (41%) in White Rock. Over twenty percent (22%) did not voice an opinion about this question.

Maintaining or increasing code enforcement of commercial properties was a more critical issue for respondents than maintaining or increasing code enforcement for residential properties.

Library Services

Library visitation dropped slightly between 2018 (86%) and 2016 (89%). Residents between the ages of 18 and 24 were less likely to have visited the library in the last 12 months than other age group (74%).

Overall 2018 ratings for the "Quality of Library Services" dropped slightly compared to 2016 as a result of younger respondents. Residents between the ages of 18 and 24 were significantly less likely to rate the overall quality of library services as excellent, with only 40% giving them a rating of excellent.

Atomic City Transit

Over half of the respondents (53%) used Atomic City Transit in the last 12 months. Single member households were least likely to use Atomic City Transit (38%), while households with four or more people living in them were most likely to have used Atomic City Transit (68%). Sixty-seven percent of the respondents rated the "Quality of Experience" using Atomic City Transit as excellent, a 9% improvement over 2016. The average rating for Atomic City Transit increased slightly between 2016 and 2018 (3.5 to 3.6).

Safety, Police Services Fire, Emergency Medical and Rescue Services

Average 2018 ratings for the "Quality of Police Services" stayed the same as 2016 (3.4).

Respondents' average ratings for the "Quality of Fire, Emergency Medical and Rescue Services" dropped between 2016 and 2018 (from 3.7 to 3.4). Residents who have lived in Los Alamos for between 6 and 10 years were most likely to rate the quality of fire, emergency medical and rescue services as excellent (73%), followed by residents who have lived here for more than 20 years (65%).

Overall, respondents rated the "Level of Safety Walking Alone at Night" a 3.7. This is similar to previous years. Los Alamos residents were more likely to indicate that they always feel safe while walking alone after dark than White Rock residents (68% vs. 60%)

Communication and Information

Overall 2018 ratings in areas of Communication and Information varied by topic compared to 2016.

Communicating information about news, meetings and events in a timely manner dropped from 2016 (2018-2.5, 2016-2.9). The drop from 2016 is likely due to a more balanced 2018 response from younger respondents and changes in how residents communicate.

"Openness of the County Decision-Making Process" (2018-2.9, 2016-2.6) and "Fairness of the County Decision-Making Process" (2018-2.9, 2016-2.6) both had substantial increases compared to 2016.

Trustworthiness of Los Alamos Government

The average rating for trustworthiness of the Los Alamos County government was 3.5 in 2018. Los Alamos residents were more likely to rate the trustworthiness of the Los Alamos County government as very trustworthy than White Rock residents (21% vs. 12%). The top two open-ended reasons given for higher ratings were "Transparency/good communication/honest" (15%) and "They do a good job/satisfied/no problems" (11%). The two lowest ratings were "Government overstepping bounds/not listening" (19%) and "Self-serving/favoritism issues" (16%). The 2018 average confidence level with regard to the "Los Alamos County's Ability to Handle Issues" was the same as 2016 (3.6)

Contents

EXECUTIVE SUMMARY/TAKEAWAYS..... 2

INTRODUCTION..... 6

PROJECT SCOPE..... 6

REPORT LAYOUT..... 6

METHODOLOGY..... 7

STATISTICAL FINDINGS..... 8

DEMOGRAPHICS..... 32

APPENDIX A-SURVEY INSTRUMENT..... 33

APPENDIX B-DATA TABLES..... 39

INTRODUCTION

Southwest Planning & Marketing was contracted by Los Alamos County to conduct the 2018 Los Alamos County Community Survey. Southwest Planning & Marketing worked with Los Alamos staff to review previous survey instruments and to add to and update the 2018 survey. The survey field work took place May 9-22, 2018.

PROJECT SCOPE

The scope of work included: survey instrument design and update, statistical analysis and interpretation of the information obtained via the survey (including narrative information, charts, and graphs, as appropriate). A component of the scope of work was to provide recommendations for future survey instruments, as well as a comparison of survey results to previous survey results, if applicable, and an interpretation of this comparison.

REPORT LAYOUT

The report was prepared so that the findings can be compared to previous years' responses and as a direct comparison to the 2016 report. SWPM analyzed responses on a question-by-question-basis (as was also done in the 2016 report) and provided an executive summary. Relevant demographic subgroups were utilized for the comparison.

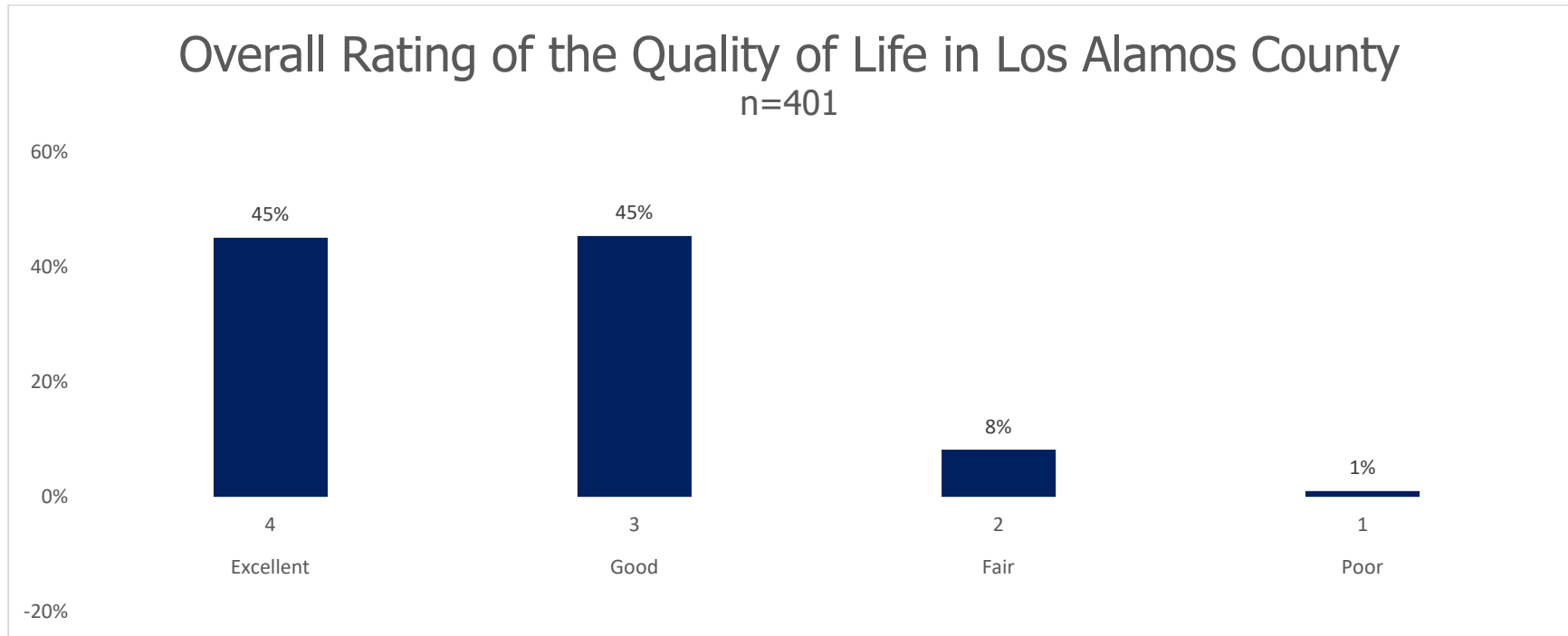
METHODOLOGY

- Southwest Planning & Marketing (SWPM) worked with Los Alamos staff to identify management information needs and reviewed the 2016 survey instrument for use in benchmarking the 2018 survey. Los Alamos County staff approved the final 2018 instrument.
- SWPM reviewed census population data by age group and community profile in order to provide assurances that the findings were representative of the Los Alamos County population. Comparing census data to 2018 responses, the responses fell well within acceptable confidence levels.
- The fieldwork commenced on May 9, 2018. The fieldwork consisted of phone surveys, followed by email surveys, text surveys and intercept surveys. It was necessary to conduct email, text¹ and intercept surveys in order to garner input from younger respondents. A total sample of 404 unique representative responses was acquired.
- A sample size of 404 at a 95% confidence level provides a margin of error of approximately 4.8%. In 95 out of 100 cases, the results based on a sample of 404 will differ by no more than +/-4.8% from what would have been obtained by interviewing all adult County residents.
- Through the use of multiple survey outreach tools, SWPM was able to minimize sample bias as represented by age and geographic comparisons to census data. SWPM used quotas on age and community in order to ensure a representative sample.

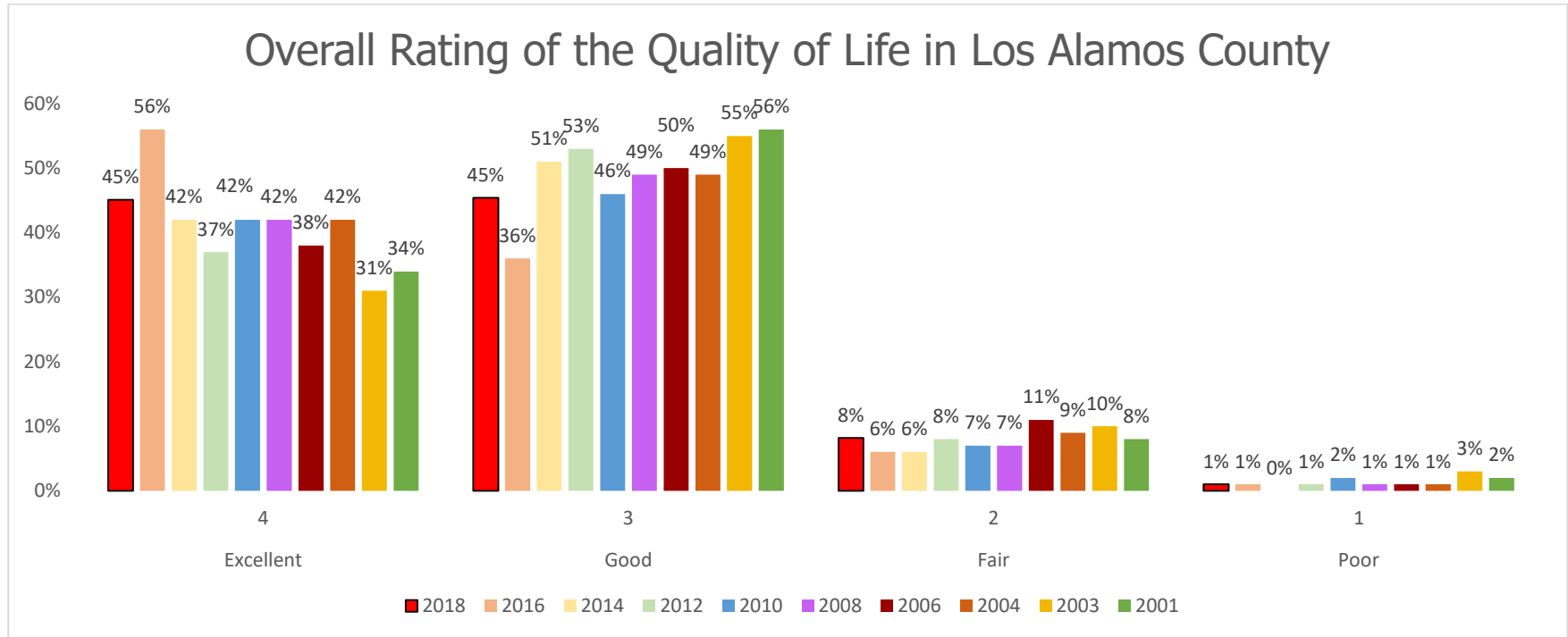
Los Alamos County Age Breaks	Census	2018 Survey Age Breaks
18-24	5.4%	5.0%
25-34	12.6%	12.9%
35-49	29.3%	29.5%
50-64	33.2%	33.4%
64+	19.6%	19.3%
Los Alamos County Community	Census	2018 Survey Community Breaks
Los Alamos	69.6%	73.0%
White Rock	30.4%	26.8%

¹ Email addresses and phone numbers were provided by the Los Alamos Public Utilities department.

Statistical Findings

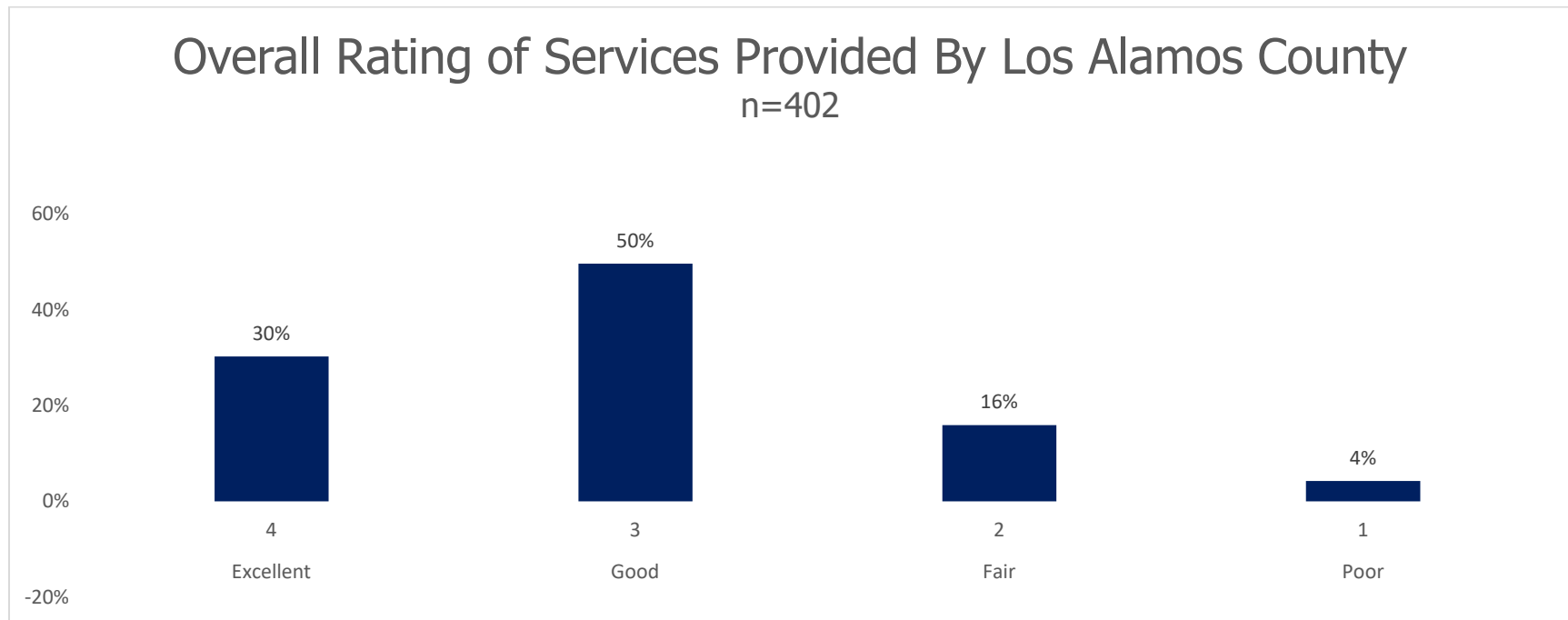


- Ninety percent (90%) of the respondents rated the quality of life Excellent (45%) or good (45%)
- Los Alamos residents were more likely to rate the quality of life as excellent (47%) when compared to White Rock residents (41%)
- Residents who were age 65 or older were most likely to rate the quality of life as excellent, with a rating of 63%



Means									
2018	2016	2014	2012	2010	2008	2006	2004	2003	2001
3.3	3.5	3.3	3.3	3.3	3.3	3.3	3.3	3.1	3.2

- The average rating of 3.3 (out of 5) for rating "Overall Quality of life in Los Alamos is slightly lower than the 2016 rating (3.5), but very similar to previous years

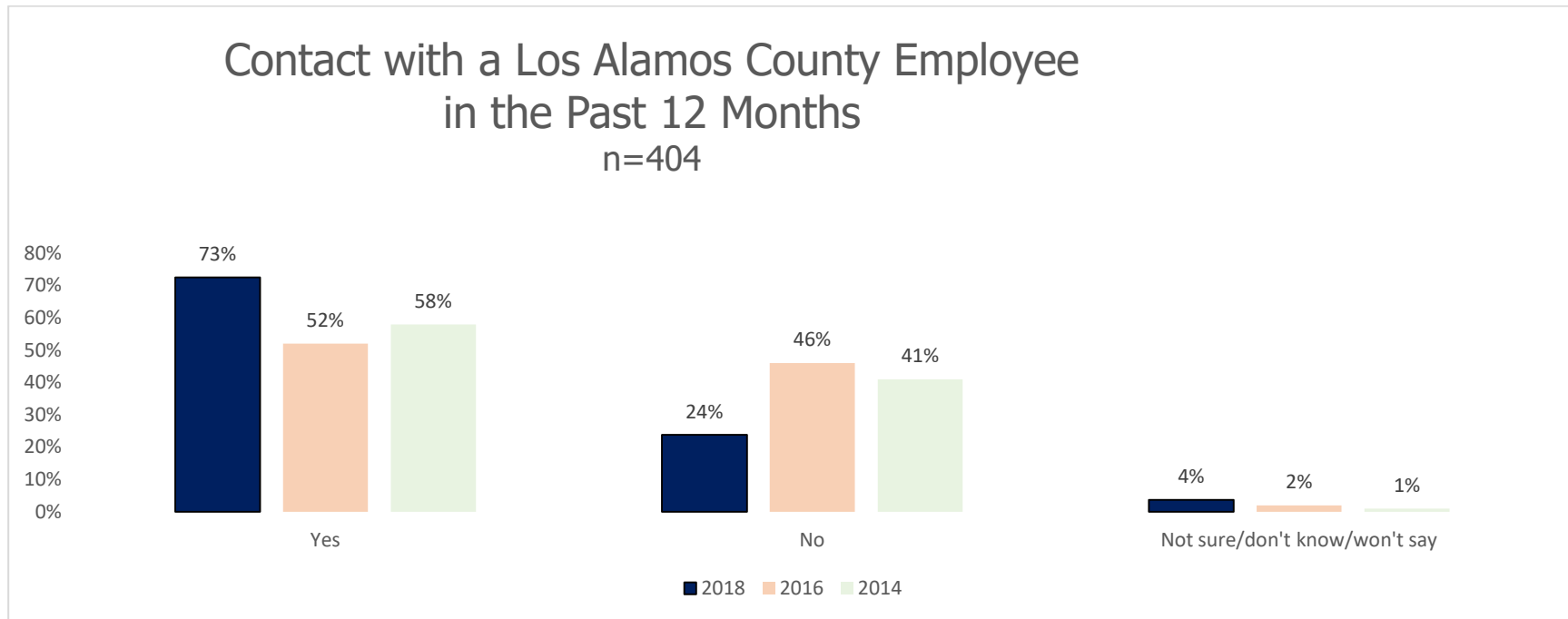


- People over the age of 65 (68%) rated overall services “excellent,” higher than any other group. This was followed by people with one child in the household (54%) or no children in the household (49%)
- Twenty-one percent of (21%) people between the ages of 18-24 rated “services provided by Los Alamos County” lowest: fair (16%), poor (5%)

What do you think Los Alamos County government can do within the next five years to make the County a better place to live?

- The top three suggestions for making Los Alamos a better place to live were “More/Better Recreation” (15% of the respondents), “Permits/Code Enforcement/Building Vacancy” (15%) and “More Business” (14%)

Suggestions for Making Los Alamos County a Better Place to Live	
More/Better Recreation	15%
Permits/Code Enforcement/ Building Vacancy	15%
More Businesses/Economics	14%
General/Other	12%
Roads/Streets/Biking	9%
More Better Housing	9%
Taxes/Spending/ Government Building	8%
County Processes/Services	7%
Environment/Sustainability	3%
Infrastructure/Utilities	3%
Don't Know/Nothing	3%
High Speed Internet	2%



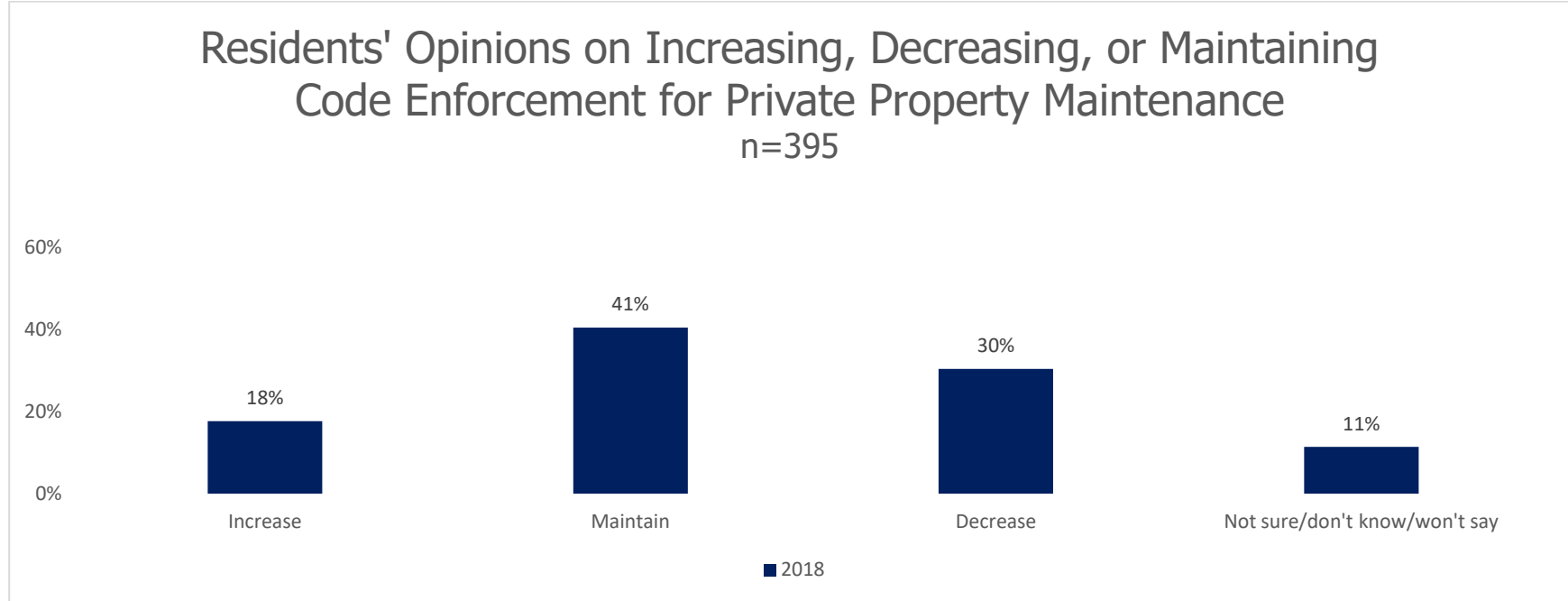
- Seventy-three percent (73%) of the respondents indicated that they had contact with an employee in the last 12 months, up substantially from 2016 (52%)

Overall Rating of Los Alamos County Employees							
	Year	4 -Excellent	3-Good	2-Fair	1-Poor	DNK	Mean
Knowledge	2018	50%	31%	13%	5%	0%	3.3
	2016	46%	40%	8%	6%	1%	3.3
	2014	50%	40%	6%	2%	2%	3.4
Responsiveness	2018	52%	30%	11%	6%	1%	3.3
	2016	50%	34%	8%	7%	1%	3.3
	2014	59%	33%	6%	2%	1%	3.5
Courtesy	2018	59%	29%	8%	4%	0%	3.4
	2016	66%	25%	3%	5%	4%	3.3
	2014	71%	24%	3%	2%	0%	3.4

- Average ratings for county employees was similar to 2016, with the exception of an increased average rating for "courtesy" (3.4 versus 3.3)
- Residents who had lived in Los Alamos for 1 to 5 years were most likely to rate the knowledge of county employees as excellent, with a rating of 61%
- Residents aged 18-24 years were least likely to rate employees' knowledge as excellent (27%)
- Residents aged 65 or older were most likely to rate the responsiveness of county employees as excellent (62%)
- Los Alamos residents between the ages of 18 and 25 were significantly less likely to rate the courtesy of county employees as excellent as compared to other age groups (41%)

Overall Rating of Services and Facilities							
	Year	4 - Excellent	3-Good	2-Fair	1-Poor	DK	Mean
Quality of street repairs	2018	10%	48%	24%	16%	2%	2.5
	2016	17%	50%	24%	7%	1%	2.8
	2014	14%	53%	27%	6%	1%	2.8
Quality of residential recycling services	2018	33%	47%	13%	4%	2%	3.1
	2016	46%	43%	7%	1%	3%	3.4
	2014	36%	52%	10%	1%	1%	3.2
Senior Center programs and activities	2018	15%	17%	3%	1%	64%	3.3
	2016	20%	23%	2%	1%	54%	3.4
	2014	18%	21%	3%	-	58%	3.3
Quality of recreation services provided by Los Alamos County	2018	28%	45%	18%	5%	4%	3.0
	2016	31%	48%	10%	3%	8%	3.2
	2014	27%	49%	16%	2%	7%	3.1

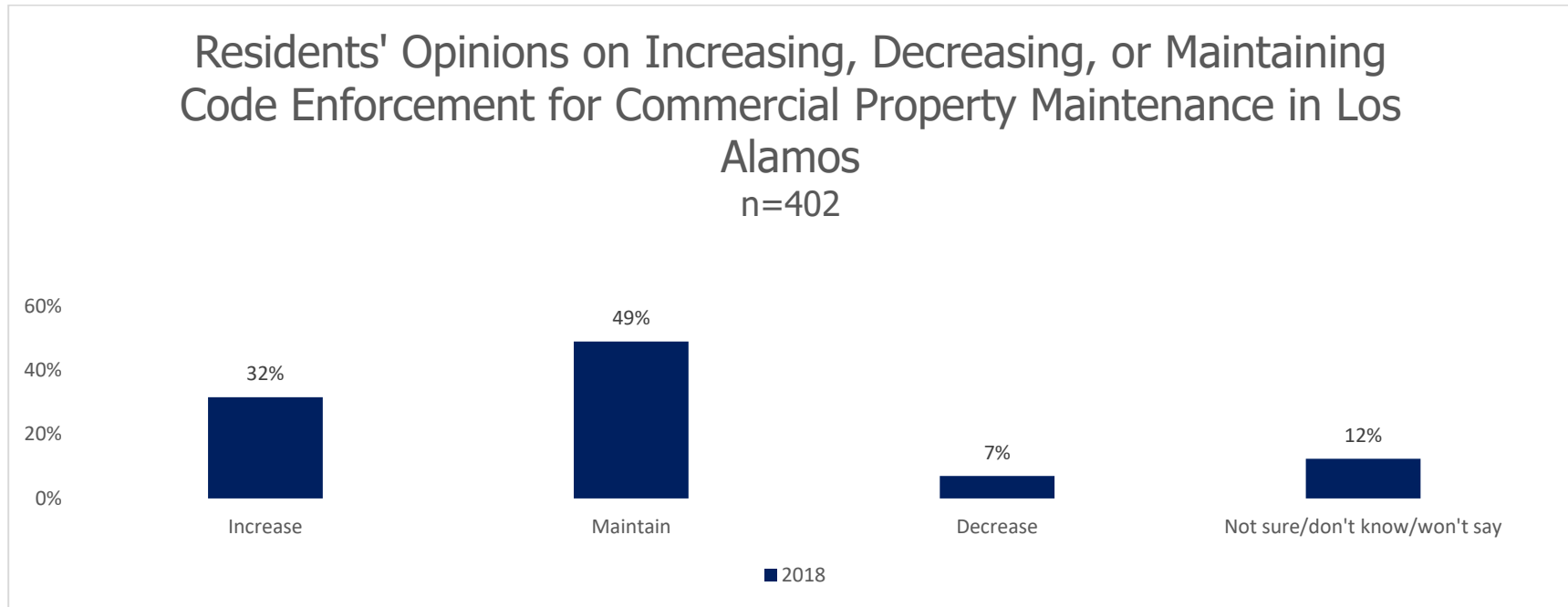
- Average ratings for Quality of: “street repairs,” “recycling services,” senior center programs and activities,” and quality of recreational services provided” dropped compared to 2016 (likely due to the balanced demographic responses in the 2018 survey that included younger demographics who tended to rate these services lower than other demographic groups)
- Residents between 18 and 24 were least likely to rate the recycling services as excellent (20%), while residents age 65 or older were most likely to rate them as excellent (43%); other age groups were more likely to rate the services as excellent the older they were
- Middle aged people were less likely to rate the recreation services as excellent - 22% of residents between ages 35 and 49 rated them as excellent, and only 15% of residents between ages 25-34 rated them as excellent



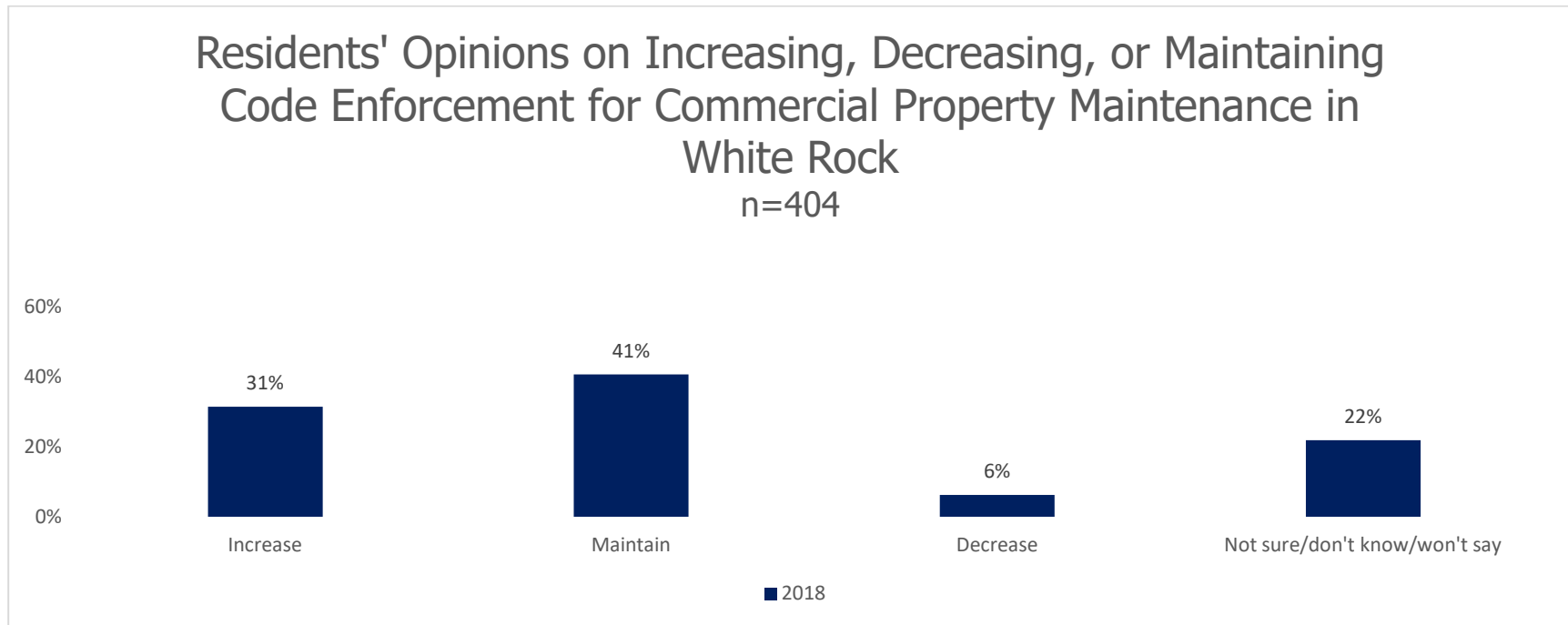
- Nearly three-fifths (59%) of the respondents indicated that they felt residential code enforcement should be maintained (41%) or increased (18%).
- Thirty percent (30%) of the respondents felt that residential code enforcement should be decreased and eleven percent (11%) had no opinion or wouldn't say.
- Residents that have lived in Los Alamos County between 6-10 years were more likely (20%) to indicate a desire for increased residential property enforcement

Overall Ratings: County needs to increase, maintain or decrease current code enforcement efforts for the following items.				
	Increase	Maintain	Decrease	Don't Know/ Won't Say
Abandoned or inoperable vehicles in front yards	44%	35%	14%	6%
Unsafe structures	36%	50%	6%	9%
Vehicles parked on front lawns or unpaved surfaces	32%	38%	25%	6%
Shrubs or other vegetation overgrown onto the sidewalk or other public areas	32%	50%	14%	5%
Trash or other debris	30%	51%	13%	5%
Overgrown or noxious weeds	25%	46%	24%	5%
General disrepair of a homes' exterior such as degrading paint, stucco, roof, siding and the like	23%	45%	26%	6%

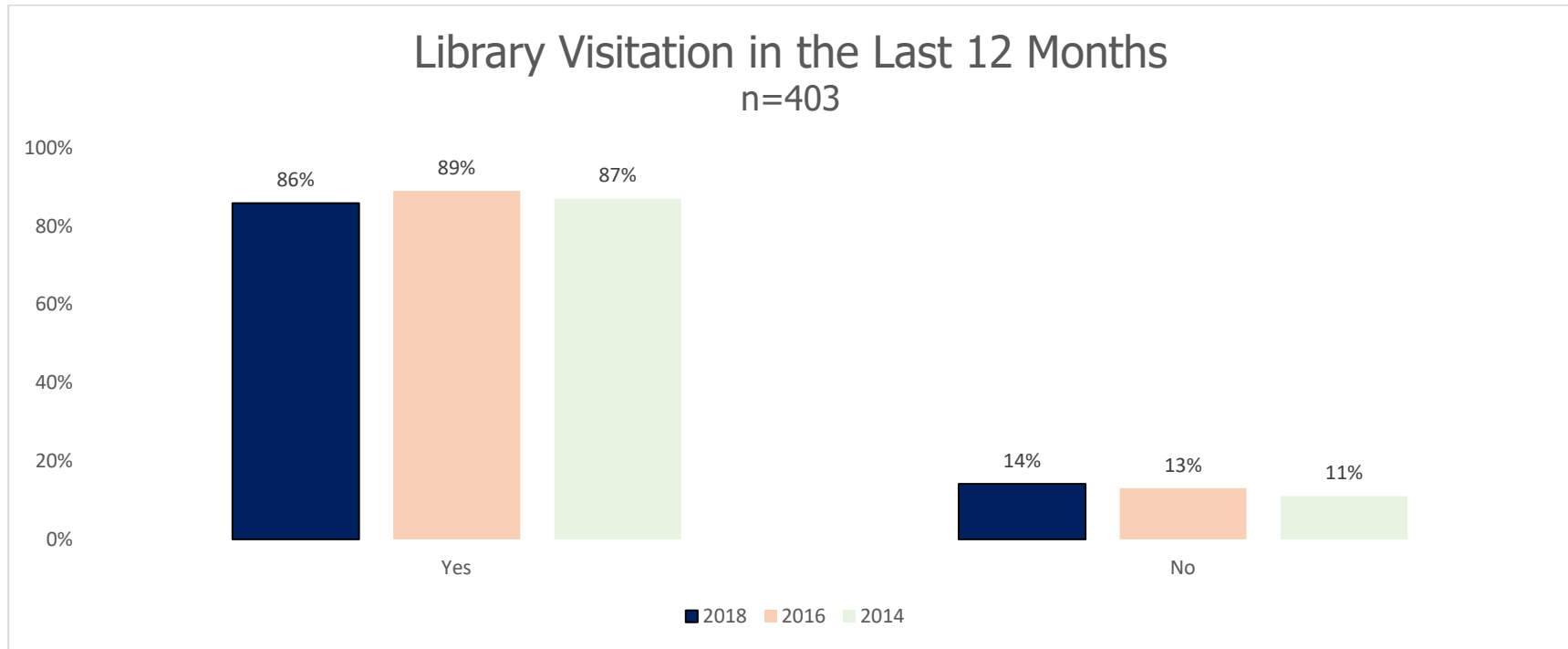
- Seventy-nine percent of the respondents rated the need to enforce code violations for “abandoned or inoperable vehicles in front yards” (increase enforcement (44%) or maintain enforcement (35%)) - the number one priority for enforcement of residential regulations
- Eighty-six percent (86%) of the respondents felt that code enforcement for “unsafe structures” should be maintained (50%) or increased (36%)
- The largest percentage that respondents cited for decreasing enforcement was “General disrepair of a homes’ exterior” (26%) followed by “Vehicles parked on front lawns” (25%) and “Overgrown or noxious weeds” 24%),



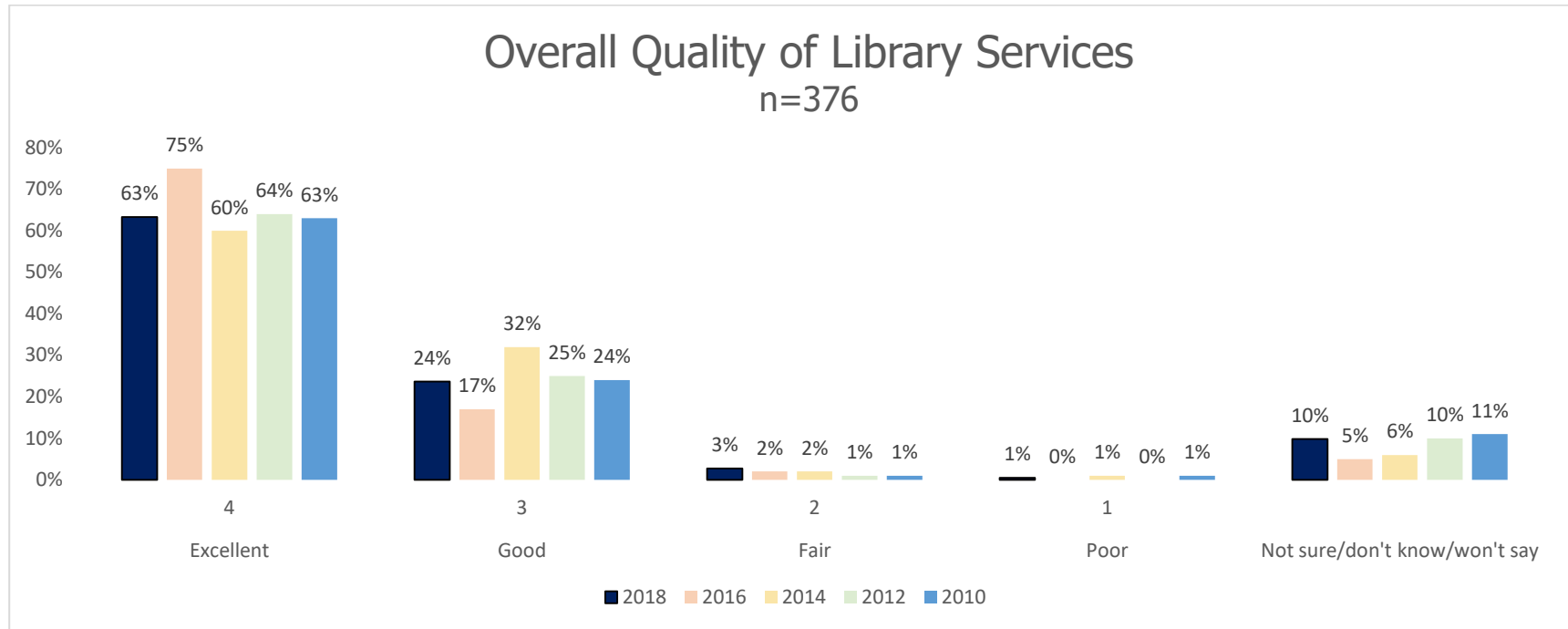
- Eighty-one percent (81%) of **Los Alamos** respondents said that code enforcement for commercial property should be increased (32%) or maintained (49%)
- Only seven percent (7%) of **Los Alamos** respondents felt like commercial code enforcement should be decreased



- Seventy-two percent (72%) of the respondents said that code enforcement for commercial property should be increased (31%) or maintained (41%) in **White Rock**
- Only six percent (6%) of the respondents felt like commercial code enforcement should be decreased in **White Rock**
- Over twenty percent (22%) did not voice an opinion about this question

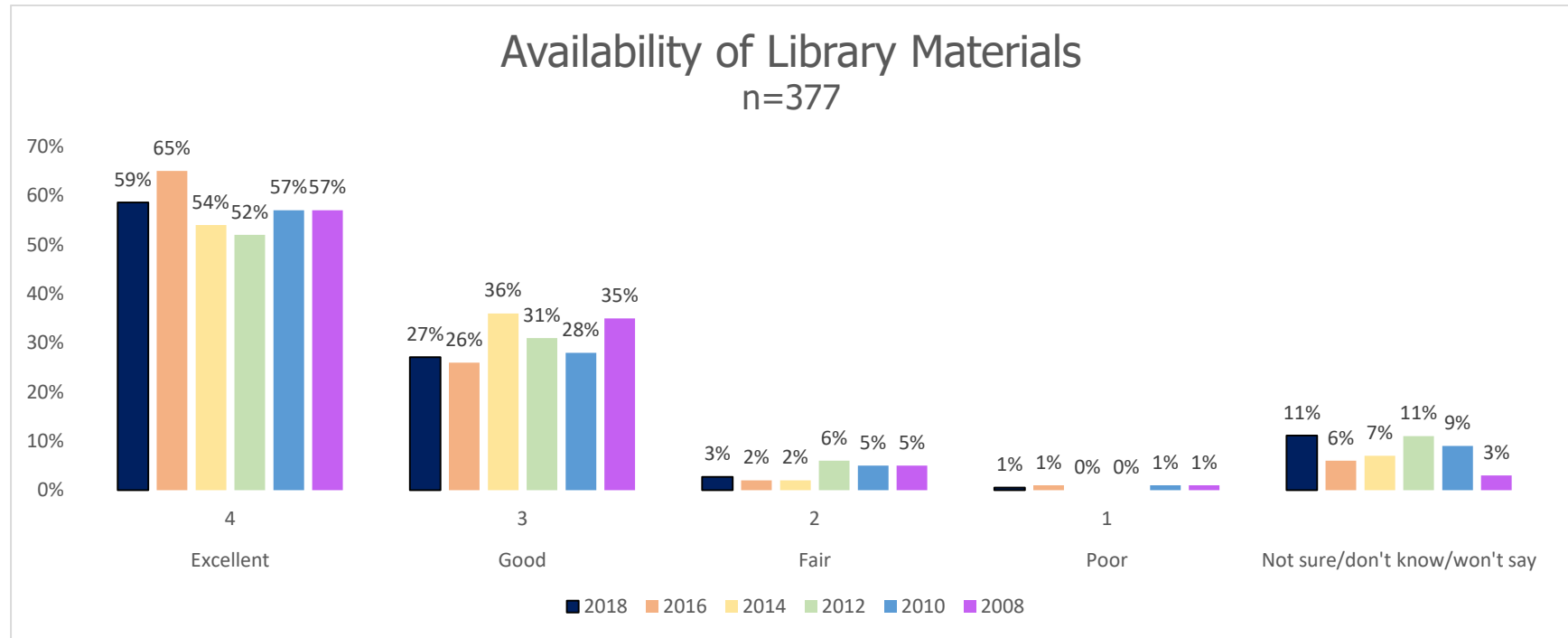


- Library visitation dropped slightly between 2018 (86%) and 2016 (89%)
- Single adults were least likely to have visited the library in the last 12 months (72% visited)
- Residents living in households with no children were less likely to have visited the library in the last 12 months (81% visited) as compared to other household types
- Residents between the ages of 18 and 24 were less likely to visited the library in the last 12 months than other age group (74%), while residents between the ages of 35 and 49 were more likely to have visited (90%)
- Female residents (89% visited) were more likely to have visited the library in the last 12 months than male residents (80% visited)



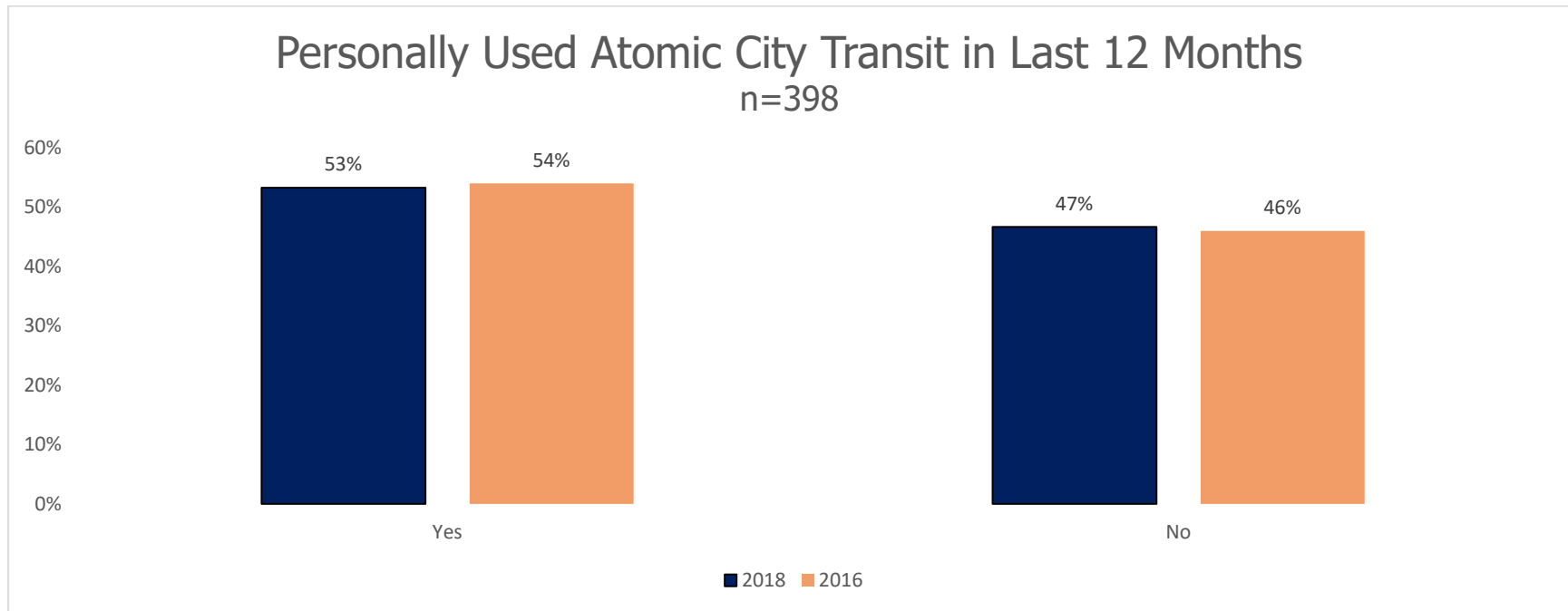
Means				
2018	2016	2014	2012	2010
3.7	3.8	3.6	3.7	3.7

- Overall ratings for the “Quality of Library Services” dropped slightly compared to 2016
- Residents between the ages of 18 and 24 were significantly less likely to rate the overall quality of library services as excellent, with only 40% giving them a rating of excellent
- Female residents were more likely to rate the overall quality of library services as excellent than male residents (71% vs. 58%)

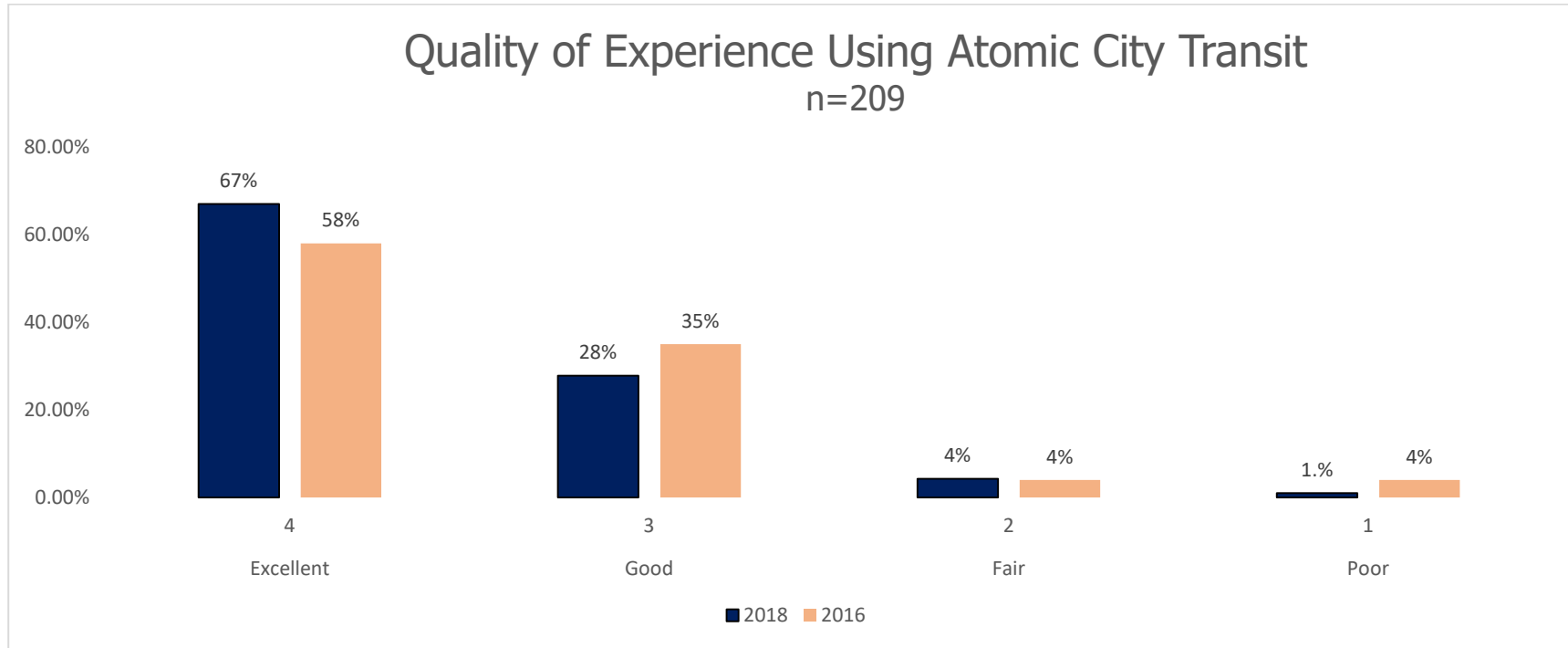


Means					
2018	2016	2014	2012	2010	2008
3.6	3.7	3.6	3.5	3.5	3.5

- The rating for the "Availability of Library Materials" dropped from 65% in 2016 to 59% in 2018
- Female residents were more likely than male residents to rate availability of library materials as excellent (67% vs. 52%)
- Residents above the age of 65 were the most likely to rate the availability of library materials as excellent (65%), while residents between the ages of 18-25 were least likely (40%)

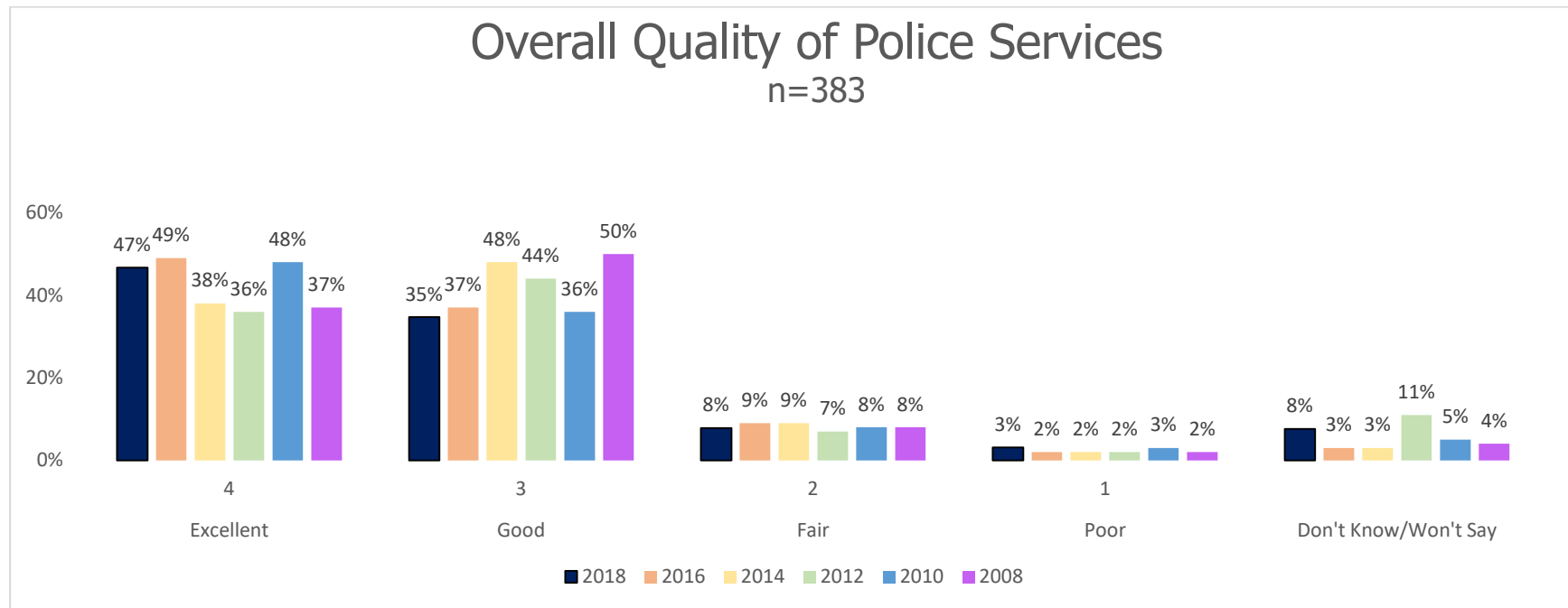


- Over half of the respondents (53%) used Atomic City Transit in the last 12 months.
- Single member households were least likely to use Atomic City Transit (38%), while households with four or more people living in them were most likely to have used Atomic City Transit (68%)
- Households with no children were less likely to use Atomic City Transit (47%) as compared to households with children
- Residents between the ages of 35 and 49 were more likely to have used Atomic City Transit (64%) as compared to other age groups



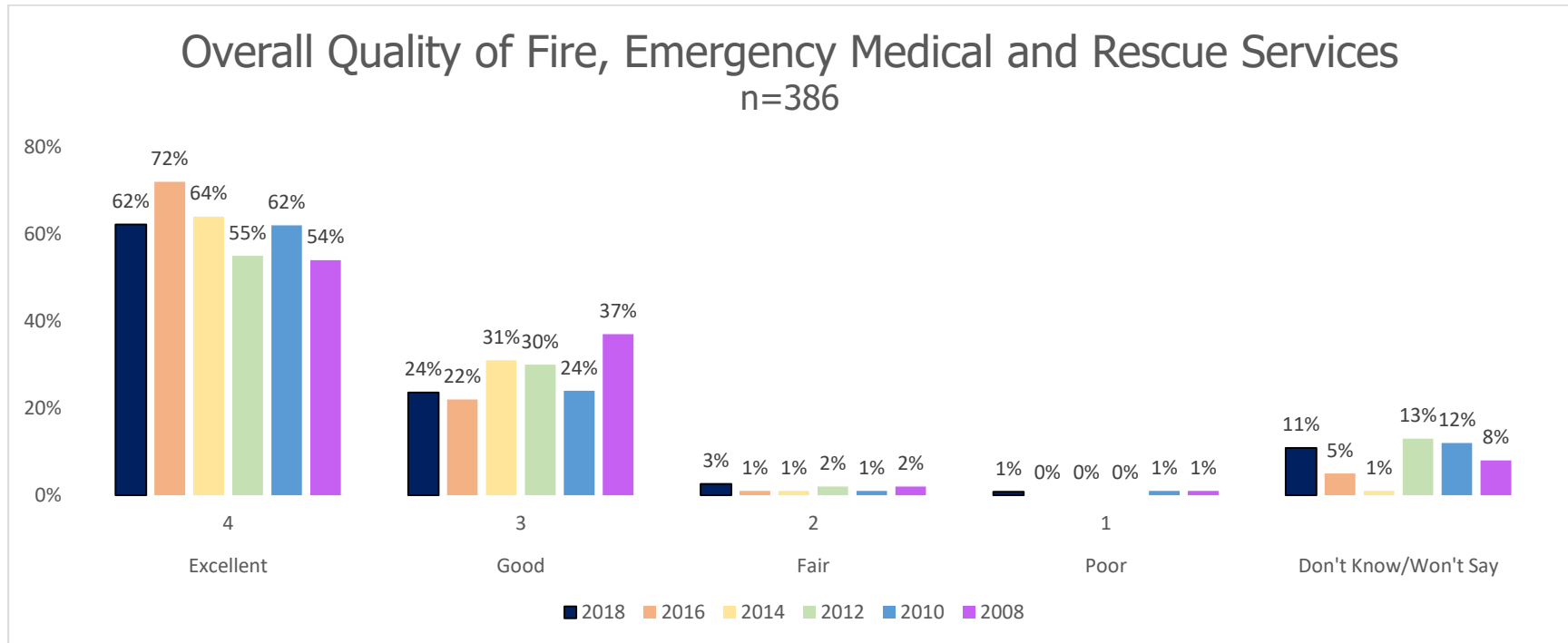
Means	
2018	2016
3.6	3.5

- Sixty-seven percent of the respondents rated the Quality of Experience using Atomic City Transit as excellent, a 9% improvement over 2016
- The average rating increased slightly between 2016 and 2018 (3.5 to 3.6)



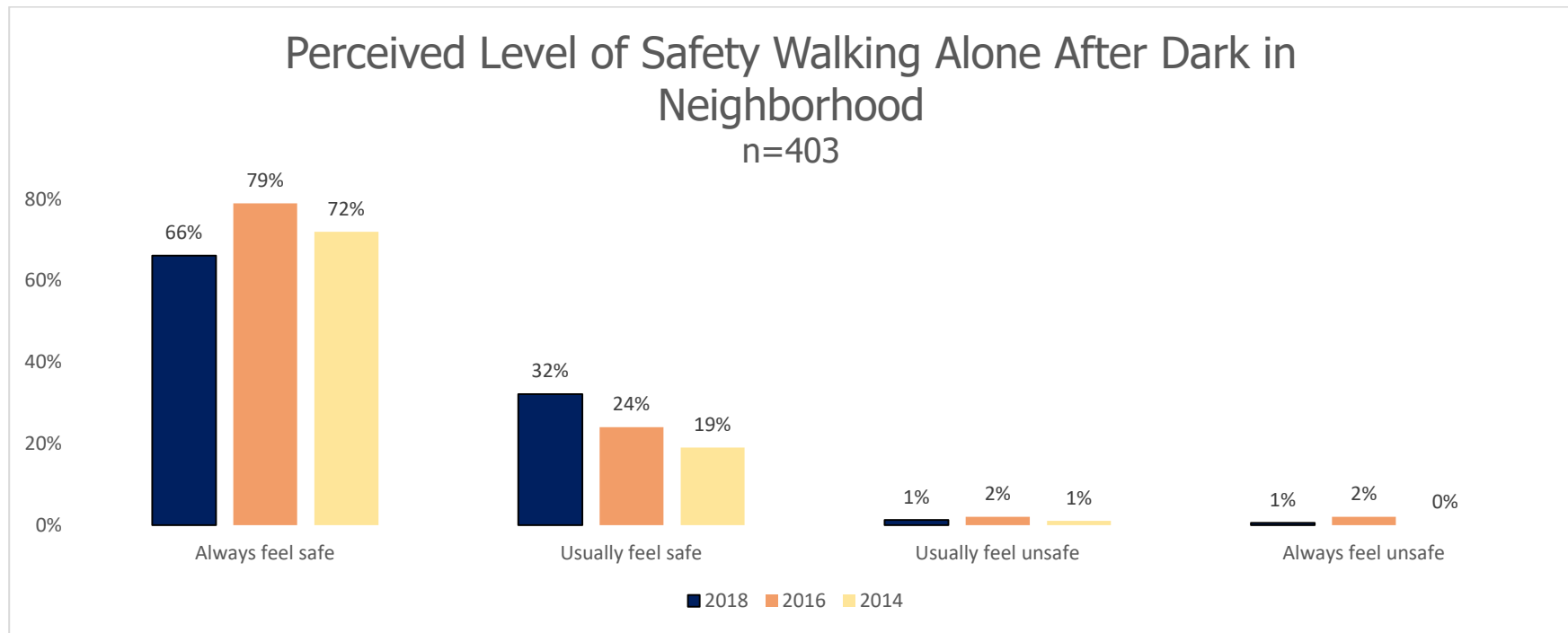
Means					
2018	2016	2014	2012	2010	2008
3.4	3.4	3.2	3.3	3.2	3.3

- 2018 average ratings for the "Quality of Police Services" stayed the same as 2016 (3.4)
- Households with 3 or more children were more likely than other groups to rate the police services as excellent (47%)



Means					
2018	2016	2014	2012	2010	2008
3.4	3.7	3.7	3.6	3.7	3.6

- Respondents' average ratings for the "Quality of Fire, Emergency Medical and Rescue Services" dropped between 2016 and 2018 (from 3.7 to 3.4)
- Residents who have lived in Los Alamos for between 6 and 10 years were most likely to rate the quality of fire, emergency medical and rescue services as excellent (73%), followed by residents who have lived here for more than 20 years (65%)
- Female residents were more likely than male residents to rate the overall quality of fire, emergency medical and rescue services as excellent (67% vs. 59%)

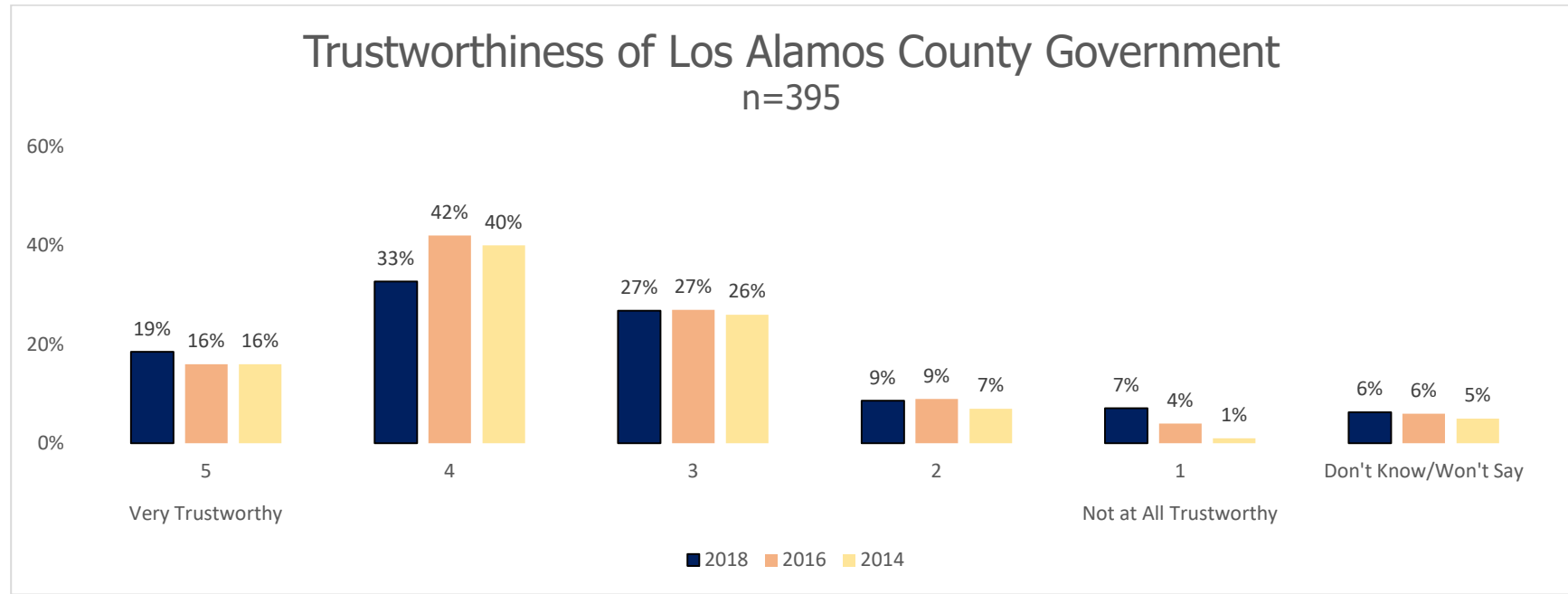


Means					
2018	2016	2014	2012	2010	2008
3.7	3.7	3.7	3.6	3.7	3.6

- Overall, respondents rated the "Level of Safety Walking Alone at Night" a 3.7. This is similar to previous years
- **Los Alamos** residents were more likely to indicate that they always feel safe while walking alone after dark than **White Rock** residents (68% vs. 60%)
- Residents between the ages of 18 and 24 were less likely than other ages groups to indicate that they always feel safe walking alone after dark (47%)
- Male residents were more likely than female residents to indicate that they always feel safe walking alone after dark (74% vs. 56%)

Overall Rating of Los Alamos County Government in Areas of Communication and Information							
	Year	Excellent - 4	Good - 3	Fair 2	Poor -1	DNK	Mean
Communicating information about County news, meetings and events in a timely manner	2018	14%	45%	25%	10%	7%	2.5
	2016	25%	45%	19%	6%	5%	2.9
Providing information that citizens need to participate in County decisions	2018	10%	38%	30%	14%	8%	2.7
	2016	20%	39%	25%	9%	7%	2.7
Providing opportunities for citizen involvement in County decision-making	2018	11%	38%	29%	13%	9%	2.7
	2016	20%	38%	24%	8%	10%	2.8
Openness of the County decision-making process	2018	9%	33%	27%	18%	13%	2.9
	2016	14%	43%	23%	9%	11%	2.7
Fairness of the County decision-making process	2018	8%	31%	29%	16%	15%	2.9
	2016	8%	44%	28%	10%	10%	2.6

- Overall ratings in areas of Communication and Information varied by topic compared to 2016
 - Communicating information about news, meetings and events in a timely manner 2018 - 2.5 (2016 - 2.9) (drop from 2016 likely due to a more balanced 2018 response from younger demographics and changes in how residents communicate)
 - Providing information that citizens need to participate in County decisions 2018 - 2.7 (2016 - 2.7)
 - Providing opportunities for citizen involvement in County decision-making 2018 - 2.7 (2016 - 2.8)
 - Openness of the County decision-making process 2018 - 2.9 (2016 - 2.7) (substantial increase over 2016)
 - Fairness of the County decision-making process 2018 - 2.9 (2016 - 2.6) (substantial increase over 2016)



Means	
2018	2016
3.5	3.6

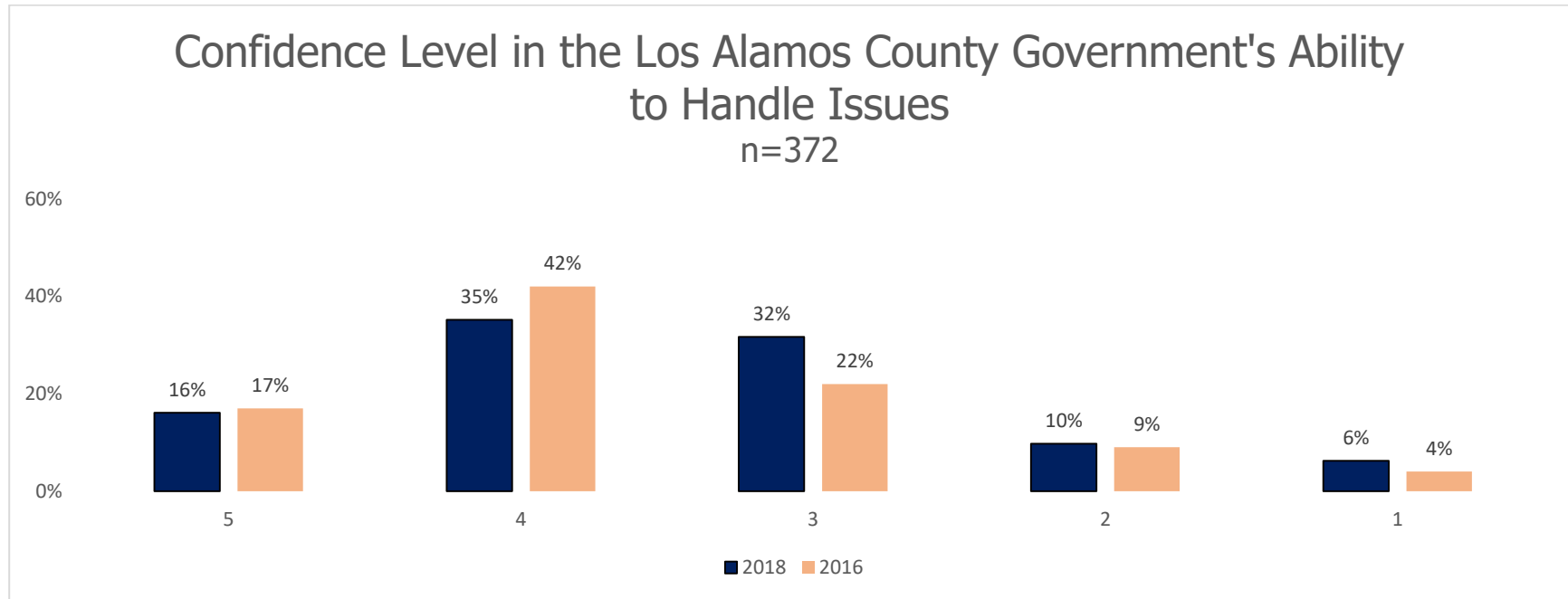
- The average rating for trustworthiness of the Los Alamos County government was 3.5 in 2018.
- Los Alamos residents were more likely to rate the trustworthiness of the Los Alamos County government as very trustworthy than White Rock residents (21% vs. 12%)
- Residents above the age of 65 were the most likely to rate Los Alamos County government as very trustworthy (29%)

Open-Ended Comments Regarding Trustworthiness of Los Alamos County Government

- The top two open-ended reasons given for higher ratings were “Transparency/good communication/honest” (15%) and “They do a good job/satisfied/no problems” (11%)
- The two lowest ratings were “Government overstepping bounds/not listening” (19%) and “Self serving/favoritism issues” (16%)

Note: The following is a compilation of open-ended responses and not an overall rating by the entire population.

Underlying Reasons for Trustworthiness/Confidence Rating	
Government Overstepping Bounds/Not Listening	19%
Self-Serving/Favoritism	16%
Transparent/Good Communication/Trustworthy/Honest	15%
Other	11%
They do a good job/Satisfied/No Problems	11%
Not Transparent/Insufficient Communication	9%
No Experience/Mixed Feelings/Don't Know	8%
Untrustworthy in General	6%
Heard/Read Something	3%
Lawsuits/Scandals	1%



Means	
2018	2016
3.6	3.6

- The 2018 average confidence level with regard to the "Los Alamos County's Ability to Handle Issues" was the same as 2016 (3.6)

DEMOGRAPHICS

Respondent Age	
18-24	5.0%
25-34	12.9%
35-49	29.5%
50-64	33.4%
64+	19.3%
Gender	
Male	54.9%
Female	45.1%
Response by Community	
Los Alamos	73.0%
White Rock	26.8%
Years of Residency	
1 to 5 years	24.8%
6 to 10 years	12.6%
11 to 20 years	19.6%
More than 20 years	43.1%

Household Size	
One, myself	19.4%
Two people	39.6%
Three people	15.2%
4 or more people	24.6%
Wont say	1.2%
Children in the Household	
One, myself	15.7%
Two people	18.5%
Three or more	9.9%
None	53.4%
Won't say	2.5%

APPENDIX A - SURVEY INSTRUMENT



HELLO, MY NAME IS (YOUR NAME) FROM SOUTHWEST PLANNING & MARKETING. WE ARE CONDUCTING THE BIENNIAL COMMUNITY OPINION SURVEY ON BEHALF OF LOS ALAMOS COUNTY ABOUT COUNTY PROGRAMS AND SERVICES AND HOW WELL THE COUNTY COMMUNICATES WITH YOU.

MAY I PLEASE SPEAK WITH A MEMBER OF YOUR HOUSEHOLD WHO IS AT LEAST 18 YEARS OF AGE, AND A RESIDENT OF LOS ALAMOS COUNTY?

1. How would you rate the overall quality of life in Los Alamos County? Would you say it is excellent, good, fair, or poor?

☐ Excellent ☐ Good ☐ Fair ☐ Poor ☐ Not sure/don't know/won't say

2. Overall, would you rate the quality of the services provided by Los Alamos County as being excellent, good, fair, or poor?

☐ Excellent ☐ Good ☐ Fair ☐ Poor ☐ Not sure/don't know/won't say

3. What do you think Los Alamos County government can do within the next five years to make the County a better place to live?

(PROBE) **What else?** (Enter verbatim responses)

4. Have you had any in-person contact with a Los Alamos County employee(s) within the last 12 months regarding official business? This may include fire, police, community development, recreation leaders, receptionists, cashiers, or any others.

☐ Yes ☐ No ☐ Not sure/don't know/won't say

5. Thinking of your most recent contact with a Los Alamos County employee(s), how would you rate each of the following characteristics using a scale of EXCELLENT, GOOD, FAIR, or POOR. How would you rate employee...

	Excellent	Good	Fair	Poor	Don't Know/Won't Say
Knowledge	<input type="radio"/>	<input type="radio"/>	<input type="radio"/>	<input type="radio"/>	<input type="radio"/>
Responsiveness	<input type="radio"/>	<input type="radio"/>	<input type="radio"/>	<input type="radio"/>	<input type="radio"/>
Courtesy	<input type="radio"/>	<input type="radio"/>	<input type="radio"/>	<input type="radio"/>	<input type="radio"/>

6. Now, I am going to read a list of items related to services and facilities that are provided by Los Alamos County. Please tell me if you feel the quality of each item is EXCELLENT, GOOD, FAIR, or POOR.

	Excellent	Good	Fair	Poor	Don't Know/Won't Say
Quality of street repairs	<input type="radio"/>	<input type="radio"/>	<input type="radio"/>	<input type="radio"/>	<input type="radio"/>
Quality of residential recycling services	<input type="radio"/>	<input type="radio"/>	<input type="radio"/>	<input type="radio"/>	<input type="radio"/>
Senior Center programs and activities	<input type="radio"/>	<input type="radio"/>	<input type="radio"/>	<input type="radio"/>	<input type="radio"/>
Quality of recreation services provided by Los Alamos County	<input type="radio"/>	<input type="radio"/>	<input type="radio"/>	<input type="radio"/>	<input type="radio"/>

Now I am going to ask you several questions about property code enforcement.

7. Regarding residential property code enforcement, do you think the County should increase, maintain or decrease current code enforcement efforts on general private property maintenance in the County?

☐ Increase ☐ Maintain ☐ Decrease ☐ Not sure/don't know/won't say

8. Now, I am going to read you a list of specific residential property code enforcement issues. As I read each one, please indicate if you think the County needs to increase, maintain or decrease current code enforcement efforts for the item:

	Increase	Maintain	Decrease	Don't Know/Won't Say
Overgrown or noxious weeds	<input type="radio"/>	<input type="radio"/>	<input type="radio"/>	<input type="radio"/>
Abandoned or inoperable vehicles in front yards	<input type="radio"/>	<input type="radio"/>	<input type="radio"/>	<input type="radio"/>
Trash or other debris	<input type="radio"/>	<input type="radio"/>	<input type="radio"/>	<input type="radio"/>
Vehicles parked on front lawns or unpaved surfaces	<input type="radio"/>	<input type="radio"/>	<input type="radio"/>	<input type="radio"/>
Shrubs or other vegetation overgrown onto the sidewalk or other public areas	<input type="radio"/>	<input type="radio"/>	<input type="radio"/>	<input type="radio"/>
General disrepair of a homes' exterior such as degrading paint, stucco, roof, siding and the like	<input type="radio"/>	<input type="radio"/>	<input type="radio"/>	<input type="radio"/>
Unsafe structures	<input type="radio"/>	<input type="radio"/>	<input type="radio"/>	<input type="radio"/>

9. Regarding commercial property code enforcement, do you think the County should increase, maintain or decrease current code enforcement efforts on commercial property maintenance in the Town of Los Alamos?

☐ Increase ☐ Maintain ☐ Decrease ☐ Not sure/don't know/won't say

10. Regarding commercial property code enforcement, do you think the County should increase, maintain or decrease current code enforcement efforts on commercial property maintenance in the Town of White Rock?

☐ Increase ☐ Maintain ☐ Decrease ☐ Not sure/don't know/won't say

11. Now, I am going to ask you to rate library services in Los Alamos County. For each item that I read, please tell me if you rate it as EXCELLENT, GOOD, FAIR, or POOR.

	Excellent	Good	Fair	Poor	Don't Know/Won't Say
Overall quality of library services	<input type="radio"/>	<input type="radio"/>	<input type="radio"/>	<input type="radio"/>	<input type="radio"/>
Availability of library materials	<input type="radio"/>	<input type="radio"/>	<input type="radio"/>	<input type="radio"/>	<input type="radio"/>

12. Have you or a household member visited a Los Alamos County library in the last 12 months?

☐ Yes ☐ No ☐ Not sure/don't know/won't say

13. The County operates the local bus service called Atomic City Transit. Have you personally used this service in the last 12 months?

☐ Yes ☐ No ☐ Not sure/don't know/won't say

14. Overall, would you rate your experience using Atomic City Transit as....

☐ Excellent ☐ Good ☐ Fair ☐ Poor ☐ Not sure/don't know/won't say

15. Now, I am going to ask some questions relating to public safety in the County. For each item that I read, please tell me if you rate it as EXCELLENT, GOOD, FAIR, or POOR.

	Excellent	Good	Fair	Poor	Don't Know/Won't Say
Overall quality of police services	<input type="radio"/>	<input type="radio"/>	<input type="radio"/>	<input type="radio"/>	<input type="radio"/>
Overall quality of fire, emergency medical and rescue services	<input type="radio"/>	<input type="radio"/>	<input type="radio"/>	<input type="radio"/>	<input type="radio"/>

16. Thinking about Los Alamos County overall, how safe do you feel walking alone after dark in your neighborhood? Do you

☐ Always feel safe ☐ Usually feel safe ☐ Usually feel unsafe ☐ Always feel unsafe ☐ Don't know/won't say

17. Now, I am going to ask you to rate the performance of Los Alamos County government in the areas of communication and information. For each question, please tell me if you think the County does an EXCELLENT, GOOD, FAIR, or POOR job?

	Excellent	Good	Fair	Poor	Don't Know/Won't Say
Openness of the County decision-making process	<input type="radio"/>	<input type="radio"/>	<input type="radio"/>	<input type="radio"/>	<input type="radio"/>
Fairness of the County decision-making process	<input type="radio"/>	<input type="radio"/>	<input type="radio"/>	<input type="radio"/>	<input type="radio"/>
Communicating information about County news, meetings and events in a timely manner	<input type="radio"/>	<input type="radio"/>	<input type="radio"/>	<input type="radio"/>	<input type="radio"/>
Providing information that citizens need to participate in County decisions	<input type="radio"/>	<input type="radio"/>	<input type="radio"/>	<input type="radio"/>	<input type="radio"/>
Providing opportunities for citizen involvement in County decision-making	<input type="radio"/>	<input type="radio"/>	<input type="radio"/>	<input type="radio"/>	<input type="radio"/>

18. Using a 5 point scale where 5 is very trustworthy and 1 not trustworthy at all, how would you rate the trustworthiness of Los Alamos County government?

	Don't Know/Won't Say	1 - Not Trustworthy At All	2	3	4	5 - Very Trustworthy
Trustworthiness	<input type="radio"/>	<input type="radio"/>	<input type="radio"/>	<input type="radio"/>	<input type="radio"/>	<input type="radio"/>

19. Why do you feel this way? _____

20. Using a 5-point scale where 5 is very confident and 1 not confident at all, how would you rate your confidence in Los Alamos County government's ability to handle the issues facing the County?

	Don't Know/Won't Say	1 - Not Confident At All	2	3	4	5 - Very Confident
Confidence in County's ability to handle issues	<input type="radio"/>	<input type="radio"/>	<input type="radio"/>	<input type="radio"/>	<input type="radio"/>	<input type="radio"/>

Thank you for your patience. These last few questions are for statistical purposes only.

21. Do you live in Los Alamos or White Rock?

☐ Los Alamos ☐ White Rock ☐ Don't know (do not read) ☐ Won't say

22a. Please stop me when I read the name of the neighborhood that best describes where you live:

☐ North Community ☐ Barranca Mesa ☐ Western Area ☐ North Mesa ☐ Downtown ☐ Denver Steels
☐ Quemazon (pronounced Kay Muh Zahn) ☐ Royal Crest ☐ Eastern Area ☐ Other _____ ☐ Don't know/won't say

22b. Please stop me when I read the name of the neighborhood that best describes where you live:

- ☐ La Senda ☐ Pajarito Acres ☐ White Rock ☐ Other _____
☐ Don't know/won't say

23. How many years have you been a resident of Los Alamos County?

- ☐ 1 to 5 years ☐ 6 to 10 years ☐ 11 to 20 years ☐ More than 20 years
☐ Don't know/won't say

24. Including yourself, how many people live in your household?

- ☐ One, myself ☐ Two people ☐ Three people ☐ 4 or more people
☐ Don't know/won't say

25. How many children under the age of 18 live in your household?

- ☐ One ☐ Two ☐ Three or more ☐ None ☐ Don't know/won't say

26. Just to ensure that we have a representative sample of Los Alamos County residents, please stop me when I read your age category.

- ☐ 18-24 years ☐ 25-34 years ☐ 35-49 years ☐ 50-64 years
☐ 65 years and over ☐ Won't say (Do not read)

This concludes our survey. Thank you for your time.

27. Surveyor - was respondent...

- ☐ Male ☐ Female

APPENDIX B - DATA TABLES

2018 Los Alamos County Community Survey

		Base	21 -Do you live in Los Alamos?				23=How many years have you been a resident of Los Alamos County?					24-. Including yourself, how many people live in your household?				
			Los Alamos	White Rock	Don't know	Won't say	1 to 5 years	6 to 10 years	11 to 20 years	More than 20 years	Don't know/won't say	One, myself	Two people	Three people	4 or more people	Don't know/won't say
Q1. Overall Rating of the Quality of Life in Los Alamos County	Base	401	291	108	0	1	98	51	79	173	0	78	159	60	97	5
			73%	27%	0%	0%	24%	13%	20%	43%	0%	19%	40%	15%	24%	1%
	Excellent	181	136	44	0	1	40	16	34	91	0	36	77	32	35	0
			45%	47%	41%	0%	100%	41%	31%	43%	0%	46%	48%	53%	36%	0%
	Good	182	131	50	0	0	46	28	38	70	0	33	69	23	51	5
			45%	45%	46%	0%	0%	47%	55%	48%	0%	42%	43%	38%	53%	100%
	Fair	33	19	14	0	0	11	7	4	11	0	9	11	4	9	0
			8%	7%	13%	0%	0%	11%	14%	5%	0%	12%	7%	7%	9%	0%
	Poor	4	4	0	0	0	1	0	2	1	0	0	2	1	1	0
			1%	1%	0%	0%	0%	0%	3%	1%	0%	0%	1%	2%	1%	0%
Q2. Overall Rating of Services Provided By Los Alamos County	Base	402	292	108	0	1	99	51	79	173	0	77	159	60	99	5
			73%	27%	0%	0%	25%	13%	20%	43%	0%	19%	40%	15%	25%	1%
	Excellent	120	88	31	0	1	30	17	21	52	0	24	52	20	23	0
			30%	29%	0%	100%	30%	33%	27%	30%	0%	31%	33%	33%	23%	0%
	Good	197	142	54	0	0	47	24	43	83	0	34	79	28	53	2
			49%	49%	50%	0%	0%	47%	47%	54%	0%	44%	50%	47%	54%	40%
	Fair	63	45	18	0	0	17	7	11	28	0	15	20	8	18	2
			16%	15%	17%	0%	0%	17%	14%	14%	0%	19%	13%	13%	18%	40%
	Poor	17	12	5	0	0	2	3	4	8	0	3	5	4	4	1
			4%	4%	5%	0%	0%	2%	6%	5%	0%	4%	3%	7%	4%	20%
Q4- you had any in-person contact with a Los Alamos County employee(s) within the last 12 months	Base	404	294	108	0	1	100	51	79	174	0	78	159	61	99	5
			73%	27%	0%	0%	25%	13%	20%	43%	0%	19%	39%	15%	25%	1%
	Yes	293	213	79	0	1	68	36	61	128	0	46	115	47	78	5
			73%	72%	73%	0%	100%	68%	71%	77%	0%	59%	72%	77%	79%	100%
	No	96	70	25	0	0	29	13	13	41	0	28	39	10	19	0
			24%	24%	23%	0%	0%	29%	25%	16%	0%	36%	25%	16%	19%	0%
	Not sure/don't know/won't say	15	11	4	0	0	3	2	5	5	0	4	5	4	2	0
			4%	4%	4%	0%	0%	3%	4%	6%	0%	5%	3%	7%	2%	0%

2018 Los Alamos County Community Survey

		Base	21-Do you live in Los Alamos?				23=How many years have you been a resident of Los Alamos County?					24- Including yourself, how many people live in your household?				
			Los Alamos	White Rock	Don't know	Won't say	1 to 5 years	6 to 10 years	11 to 20 years	More than 20 years	Don't know/won't say	One, myself	Two people	Three people	4 or more people	Don't know/won't say
5 (Knowledge, A)-Thinking of your most recent contact with a Los Alamos County employee(s), how would you rate each of the following characteristics?	Base	281	206	74	0	1	67	35	59	120	0	43	110	46	75	5
			73%	26%	0%	0%	24%	12%	21%	43%	0%	15%	39%	16%	27%	2%
	Excellent	140	109	30	0	1	41	18	25	56	0	22	58	26	32	1
			50%	53%	41%	0%	100%	61%	51%	42%	0%	51%	53%	57%	43%	20%
	Good	88	61	27	0	0	17	10	18	43	0	10	32	15	28	2
			31%	30%	36%	0%	0%	25%	29%	31%	0%	23%	29%	33%	37%	40%
	Fair	37	24	13	0	0	7	5	13	12	0	5	15	3	12	2
			13%	12%	18%	0%	0%	10%	14%	22%	0%	12%	14%	7%	16%	40%
	Poor	15	11	4	0	0	1	2	3	9	0	6	5	2	2	0
			5%	5%	5%	0%	0%	1%	6%	5%	0%	14%	5%	4%	3%	0%
Q5 (Responsiveness, A)-Thinking of your most recent contact with a Los Alamos County employee(s), how would you rate each of the following characteristics?	Base	275	201	73	0	1	64	36	59	116	0	40	106	45	77	5
			73%	27%	0%	0%	23%	13%	21%	42%	0%	15%	39%	16%	28%	2%
	Excellent	143	104	38	0	1	40	16	24	63	0	21	62	23	35	1
			52%	52%	52%	0%	100%	63%	44%	41%	0%	53%	58%	51%	45%	20%
	Good	82	62	20	0	0	19	12	19	32	0	12	27	17	24	1
			30%	31%	27%	0%	0%	30%	33%	32%	0%	30%	25%	38%	31%	20%
	Fair	31	22	9	0	0	2	4	14	11	0	4	10	3	12	2
			11%	11%	12%	0%	0%	3%	11%	24%	0%	10%	9%	7%	16%	40%
	Poor	17	11	6	0	0	2	4	2	9	0	3	7	1	5	1
			6%	5%	8%	0%	0%	3%	11%	3%	0%	8%	7%	2%	6%	20%
5 (Courtesy, A)-Thinking of your most recent contact with a Los Alamos County employee(s), how would you rate each of the following characteristics?	Base	286	208	77	0	1	66	35	61	124	0	43	114	46	76	5
			73%	27%	0%	0%	23%	12%	21%	43%	0%	15%	40%	16%	27%	2%
	Excellent	170	127	42	0	1	45	20	29	76	0	22	75	31	40	1
			59%	61%	55%	0%	100%	68%	57%	61%	0%	51%	66%	67%	53%	20%
	Good	82	62	20	0	0	19	9	22	32	0	16	26	12	26	1
			29%	30%	26%	0%	0%	29%	26%	36%	0%	37%	23%	26%	34%	20%
	Fair	24	14	10	0	0	1	5	7	11	0	3	10	2	7	2
			8%	7%	13%	0%	0%	2%	14%	11%	0%	7%	9%	4%	9%	40%
	Poor	10	5	5	0	0	1	1	3	5	0	2	3	1	3	1
			3%	2%	6%	0%	0%	2%	3%	5%	0%	5%	3%	2%	4%	20%
5 (Courtesy, A)-Thinking of your most recent contact with a Los Alamos County employee(s), how would you rate each of the following characteristics?	Base	286	208	77	0	1	66	35	61	124	0	43	114	46	76	5
			73%	27%	0%	0%	23%	12%	21%	43%	0%	15%	40%	16%	27%	2%
	Excellent	170	127	42	0	1	45	20	29	76	0	22	75	31	40	1
			59%	61%	55%	0%	100%	68%	57%	61%	0%	51%	66%	67%	53%	20%
	Good	82	62	20	0	0	19	9	22	32	0	16	26	12	26	1
			29%	30%	26%	0%	0%	29%	26%	36%	0%	37%	23%	26%	34%	20%
	Fair	24	14	10	0	0	1	5	7	11	0	3	10	2	7	2
			8%	7%	13%	0%	0%	2%	14%	11%	0%	7%	9%	4%	9%	40%
	Poor	10	5	5	0	0	1	1	3	5	0	2	3	1	3	1
			3%	2%	6%	0%	0%	2%	3%	5%	0%	5%	3%	2%	4%	20%
5 (Courtesy, A)-Thinking of your most recent contact with a Los Alamos County employee(s), how would you rate each of the following characteristics?	Base	286	208	77	0	1	66	35	61	124	0	43	114	46	76	5
			73%	27%	0%	0%	23%	12%	21%	43%	0%	15%	40%	16%	27%	2%
	Excellent	170	127	42	0	1	45	20	29	76	0	22	75	31	40	1
			59%	61%	55%	0%	100%	68%	57%	61%	0%	51%	66%	67%	53%	20%
	Good	82	62	20	0	0	19	9	22	32	0	16	26	12	26	1
			29%	30%	26%	0%	0%	29%	26%	36%	0%	37%	23%	26%	34%	20%
	Fair	24	14	10	0	0	1	5	7	11	0	3	10	2	7	2
			8%	7%	13%	0%	0%	2%	14%	11%	0%	7%	9%	4%	9%	40%
	Poor	10	5	5	0	0	1	1	3	5	0	2	3	1	3	1
			3%	2%	6%	0%	0%	2%	3%	5%	0%	5%	3%	2%	4%	20%
5 (Courtesy, A)-Thinking of your most recent contact with a Los Alamos County employee(s), how would you rate each of the following characteristics?	Base	286	208	77	0	1	66	35	61	124	0	43	114	46	76	5
			73%	27%	0%	0%	23%	12%	21%	43%	0%	15%	40%	16%	27%	2%
	Excellent	170	127	42	0	1	45	20	29	76	0	22	75	31	40	1
			59%	61%	55%	0%	100%	68%	57%	61%	0%	51%	66%	67%	53%	20%
	Good	82	62	20	0	0	19	9	22	32	0	16	26	12	26	1
			29%	30%	26%	0%	0%	29%	26%	36%	0%	37%	23%	26%	34%	20%
	Fair	24	14	10	0	0	1	5	7	11	0	3	10	2	7	2
			8%	7%	13%	0%	0%	2%	14%	11%	0%	7%	9%	4%	9%	40%
	Poor	10	5	5	0	0	1	1	3	5	0	2	3	1	3	1
			3%	2%	6%	0%	0%	2%	3%	5%	0%	5%	3%	2%	4%	20%

2018 Los Alamos County Community Survey

		Base	21 -Do you live in Los Alamos?				23=How many years have you been a resident of Los Alamos County?					24-. Including yourself, how many people live in your household?				
			Los Alamos	White Rock	Don't know	Won't say	1 to 5 years	6 to 10 years	11 to 20 years	More than 20 years	Don't know/won't say	One, myself	Two people	Three people	4 or more people	Don't know/won't say
6 (Quality of street repairs, A)	Base	393	284 72%	107 27%	0 0%	1 0%	97 25%	50 13%	78 20%	168 43%	0 0%	75 19%	153 39%	60 15%	98 25%	5 1%
	Excellent	41 10%	32 11%	9 8%	0 0%	0 0%	17 18%	5 10%	10 13%	9 5%	0 0%	14 19%	11 7%	7 12%	8 8%	1 20%
	Good	190 48%	138 49%	50 47%	0 0%	1 100%	46 47%	27 54%	34 44%	83 49%	0 0%	30 40%	77 50%	29 48%	53 54%	0 0%
	Fair	94 24%	62 22%	32 30%	0 0%	0 0%	17 18%	11 22%	22 28%	44 26%	0 0%	16 21%	35 23%	14 23%	27 28%	2 40%
	Poor	62 16%	46 16%	16 15%	0 0%	0 0%	13 13%	6 12%	11 14%	32 19%	0 0%	13 17%	29 19%	8 13%	9 9%	2 40%
	Don't Know/Won't	6 2%	6 2%	0 0%	0 0%	0 0%	4 4%	1 2%	1 1%	0 0%	0 0%	2 3%	1 1%	2 3%	1 1%	0 0%
6 (Quality of residential recycling services, A)	Base	392	283 72%	107 27%	0 0%	1 0%	93 24%	50 13%	77 20%	172 44%	0 0%	74 19%	157 40%	58 15%	96 24%	5 1%
	Excellent	130 33%	97 34%	32 30%	0 0%	1 100%	32 34%	14 28%	24 31%	60 35%	0 0%	20 27%	62 39%	22 38%	25 26%	0 0%
	Good	186 47%	134 47%	51 48%	0 0%	0 0%	40 43%	26 52%	41 53%	79 46%	0 0%	36 49%	68 43%	25 43%	54 56%	3 60%
	Fair	51 13%	33 12%	18 17%	0 0%	0 0%	14 15%	7 14%	10 13%	20 12%	0 0%	12 16%	18 11%	6 10%	13 14%	1 20%
	Poor	16 4%	10 4%	6 6%	0 0%	0 0%	4 4%	3 6%	1 1%	8 5%	0 0%	4 5%	6 4%	3 5%	3 3%	0 0%
	Don't	9 2%	9 3%	0 0%	0 0%	0 0%	3 3%	0 0%	1 1%	5 5%	0 0%	2 2%	3 3%	2 2%	1 1%	1 1%
6 (Senior Center programs and activities, A)	Base	392	283 72%	107 27%	0 0%	1 0%	95 24%	49 13%	76 19%	173 44%	0 0%	75 19%	154 39%	59 15%	98 25%	5 1%
	Excellent	59 15%	43 15%	16 15%	0 0%	0 0%	8 8%	10 20%	8 11%	33 19%	0 0%	14 19%	31 20%	7 12%	6 6%	1 20%
	Good	66 17%	47 17%	19 18%	0 0%	0 0%	9 9%	4 8%	14 18%	39 23%	0 0%	14 19%	30 20%	13 22%	9 9%	0 0%
	Fair	13 3%	6 2%	7 7%	0 0%	0 0%	2 2%	2 4%	3 4%	6 4%	0 0%	3 4%	7 5%	2 3%	1 1%	0 0%
	Poor	4 1%	4 1%	0 0%	0 0%	0 0%	1 1%	0 0%	1 1%	2 1%	0 0%	2 3%	1 1%	0 0%	1 1%	0 0%
	Don't Know/Won't Say	250 64%	183 65%	65 61%	0 0%	1 100%	75 79%	35 69%	50 66%	90 53%	0 0%	42 56%	84 55%	38 63%	80 82%	4 80%
6 (Quality of recreation services provided by Los Alamos County, A)	Base	393	288 73%	103 26%	0 0%	1 0%	95 24%	49 12%	76 19%	173 44%	0 0%	75 19%	154 39%	59 15%	98 25%	5 1%
	Excellent	109 28%	83 29%	26 25%	0 0%	0 0%	23 24%	12 24%	20 26%	54 31%	0 0%	26 35%	43 28%	17 29%	21 21%	1 20%
	Good	178 45%	135 47%	41 40%	0 0%	1 100%	51 54%	21 43%	33 43%	73 42%	0 0%	28 37%	76 49%	26 44%	46 47%	1 20%
	Fair	71 18%	44 15%	27 26%	0 0%	0 0%	10 11%	15 31%	13 17%	33 19%	0 0%	11 15%	23 15%	11 19%	25 26%	1 20%
	Poor	19 5%	14 5%	5 5%	0 0%	0 0%	4 4%	1 2%	9 12%	5 3%	0 0%	2 3%	6 4%	4 7%	6 6%	1 20%
	Don't Know/Won't Say	16 4%	12 4%	4 4%	0 0%	0 0%	7 7%	0 0%	1 1%	8 5%	0 0%	8 11%	6 4%	1 2%	0 0%	1 20%

2018 Los Alamos County Community Survey

		Base	21 -Do you live in Los Alamos?				23=How many years have you been a resident of Los Alamos County?					24-. Including yourself, how many people live in your household?				
			Los Alamos	White Rock	Don't know	Won't say	1 to 5 years	6 to 10 years	11 to 20 years	More than 20 years	Don't know/won't say	One, myself	Two people	Three people	4 or more people	Don't know/won't say
7 - Regarding residential property code enforcement, do you think the County should increase, maintain or decrease current code enforcement efforts on general private property maintenance in the County?	Base	395	287	106	0	1	96	51	76	172	0	76	156	59	97	5
			73%	27%	0%	0%	24%	13%	19%	44%	0%	19%	39%	15%	25%	1%
	Increase	70	52	17	0	1	15	10	12	33	0	13	34	7	16	0
			18%	18%	16%	0%	100%	16%	20%	16%	19%	17%	22%	12%	16%	0%
	Maintain	160	113	46	0	0	36	19	36	69	0	32	66	28	32	1
			41%	39%	43%	0%	0%	38%	37%	47%	0%	42%	42%	47%	33%	20%
	Decrease	120	84	36	0	0	25	18	25	52	0	17	42	18	38	4
			30%	29%	34%	0%	0%	26%	35%	33%	0%	22%	27%	31%	39%	80%
	Not sure/don't know/won't say	45	38	7	0	0	20	4	3	18	0	14	14	6	11	0
			11%	13%	7%	0%	0%	21%	8%	4%	0%	18%	9%	10%	11%	0%
8 (Overgrown or noxious weeds, A)	Base	398	289	107	0	1	100	50	78	170	0	77	155	61	98	5
			73%	27%	0%	0%	25%	13%	20%	43%	0%	19%	39%	15%	25%	1%
	Increase	101	72	29	0	0	25	14	19	43	0	22	43	11	23	1
			25%	25%	27%	0%	0%	25%	28%	24%	0%	29%	28%	18%	23%	20%
	Maintain	181	135	45	0	0	46	22	32	81	0	36	74	29	42	0
			45%	47%	42%	0%	0%	46%	44%	41%	0%	47%	48%	48%	43%	0%
	Decrease	95	65	30	0	0	17	14	23	41	0	17	34	17	23	3
			24%	22%	28%	0%	0%	17%	28%	29%	0%	22%	22%	28%	23%	60%
	Don't Know/Won't Say	21	17	3	0	1	12	0	4	5	0	2	4	4	10	1
			5%	6%	3%	0%	100%	12%	0%	5%	0%	3%	3%	7%	10%	20%
8 (Abandoned or inoperable vehicles in front yards, A)	Base	396	289	105	0	1	99	49	77	171	0	76	155	60	98	5
			73%	27%	0%	0%	25%	12%	19%	43%	0%	19%	39%	15%	25%	1%
	Increase	174	125	48	0	1	45	21	26	82	0	36	79	22	35	1
			44%	43%	46%	0%	100%	45%	43%	34%	0%	47%	51%	37%	36%	20%
	Maintain	140	105	34	0	0	36	17	34	53	0	25	51	27	37	0
			35%	36%	32%	0%	0%	36%	35%	44%	0%	33%	33%	45%	38%	0%
	Decrease	57	37	20	0	0	10	9	12	26	0	12	19	6	18	1
			14%	13%	19%	0%	0%	10%	18%	15%	0%	16%	12%	10%	18%	20%
	Don't Know/Won't Say	25	22	3	0	0	8	2	5	10	0	3	6	5	8	3
			6%	8%	3%	0%	0%	8%	4%	6%	0%	4%	4%	8%	8%	60%
8 (Trash or other debris, A)	Base	395	288	105	0	1	98	50	77	170	0	76	155	61	96	5
			73%	27%	0%	0%	25%	13%	19%	43%	0%	19%	39%	15%	24%	1%
	Increase	120	85	35	0	0	30	19	22	49	0	26	50	17	27	0
			30%	30%	33%	0%	0%	31%	38%	29%	0%	34%	32%	28%	28%	0%
	Maintain	203	149	52	0	1	53	22	40	88	0	38	81	34	47	2
			51%	52%	50%	0%	100%	54%	44%	52%	0%	50%	52%	56%	49%	40%
	Decrease	52	35	17	0	0	9	7	12	24	0	9	17	7	16	2
			13%	12%	16%	0%	0%	9%	14%	16%	0%	12%	11%	11%	17%	40%
	Don't Know/Won't Say	20	19	1	0	0	6	2	3	9	0	3	7	3	6	1
			5%	7%	1%	0%	0%	6%	4%	4%	0%	4%	5%	5%	6%	20%

2018 Los Alamos County Community Survey

		Base	21-Do you live in Los Alamos?				23=How many years have you been a resident of Los Alamos County?					24- Including yourself, how many people household?			
			Los Alamos	White Rock	Don't know	Won't say	1 to 5 years	6 to 10 years	11 to 20 years	More than 20 years	Don't know/won't say	One, myself	Two people	Three people	4 or more people
8 (Vehicles parked on front lawns or unpaved surfaces, A)	Base	400	291	107	0	1	100	50	78	172	0	78	156	61	98
			73%	27%	0%	0%	25%	13%	20%	43%	0%	20%	39%	15%	25%
	Increase	126	92	33	0	1	32	17	23	54	0	26	54	17	28
			32%	31%	0%	100%	32%	34%	29%	31%	0%	33%	35%	28%	29%
	Maintain	150	109	40	0	0	40	18	30	62	0	28	61	24	36
			38%	37%	37%	0%	40%	36%	38%	36%	0%	36%	39%	39%	37%
	Decrease	99	71	28	0	0	21	13	21	44	0	20	33	16	27
			25%	24%	26%	0%	21%	26%	27%	26%	0%	26%	21%	26%	28%
	Don't Know/Won't Say	25	19	6	0	0	7	2	4	12	0	4	8	4	7
			6%	7%	6%	0%	7%	4%	5%	7%	0%	5%	5%	7%	7%
8 (Shrubs or other vegetation overgrown onto the sidewalk or other public areas, A)	Base	397	289	106	0	1	98	49	77	173	0	76	157	61	97
			73%	27%	0%	0%	25%	12%	19%	44%	0%	19%	40%	15%	24%
	Increase	125	82	43	0	0	26	18	24	57	0	24	51	15	33
			31%	28%	41%	0%	0%	27%	37%	31%	0%	32%	32%	25%	34%
	Maintain	199	154	43	0	1	55	21	40	83	0	42	78	34	42
			50%	53%	41%	0%	100%	56%	43%	52%	0%	55%	50%	56%	43%
	Decrease	55	36	19	0	0	9	9	10	27	0	9	21	9	15
			14%	12%	18%	0%	0%	9%	18%	13%	0%	12%	13%	15%	15%
	Don't Know/Won't Say	18	17	1	0	0	8	1	3	6	0	1	7	3	7
			5%	6%	1%	0%	8%	2%	4%	3%	0%	1%	4%	5%	7%
8 (General disrepair of a homes' exterior such as degrading paint, stucco, roof, siding and the like, A)	Base	395	286	107	0	1	96	50	78	171	0	75	156	59	98
			72%	27%	0%	0%	24%	13%	20%	43%	0%	19%	39%	15%	25%
	Increase	92	70	22	0	0	28	13	16	35	0	24	32	11	23
			23%	24%	21%	0%	0%	29%	26%	21%	0%	32%	21%	19%	23%
	Maintain	176	127	47	0	1	40	20	33	83	0	29	75	31	41
			45%	44%	44%	0%	100%	42%	40%	42%	0%	39%	48%	53%	42%
	Decrease	103	70	33	0	0	20	16	25	42	0	17	41	14	26
			26%	24%	31%	0%	0%	21%	32%	32%	0%	23%	26%	24%	27%
	Don't Know/Won't Say	24	19	5	0	0	8	1	4	11	0	5	8	3	8
			6%	7%	5%	0%	8%	2%	5%	6%	0%	7%	5%	5%	8%
8 (Unsafe structures, A)	Base	398	289	107	0	1	99	49	77	173	0	76	157	61	97
			73%	27%	0%	0%	25%	12%	19%	43%	0%	19%	39%	15%	24%
	Increase	142	99	42	0	1	36	22	24	60	0	30	60	20	31
			36%	34%	39%	0%	100%	36%	45%	31%	0%	39%	38%	33%	32%
	Maintain	198	148	49	0	0	46	23	44	85	0	43	73	31	46
			50%	51%	46%	0%	0%	46%	47%	57%	0%	57%	46%	51%	47%
	Decrease	22	13	9	0	0	5	3	4	10	0	1	10	3	8
			6%	4%	8%	0%	0%	5%	6%	5%	0%	1%	6%	5%	8%
	Don't Know/Won't Say	36	29	7	0	0	12	1	5	18	0	2	14	7	12
			9%	10%	7%	0%	12%	2%	6%	10%	0%	3%	9%	11%	12%

2018 Los Alamos County Community Survey

			21 -Do you live in Los Alamos?				23=How many years have you been a resident of Los Alamos County?					24-. Including yourself, how many people live in your household?					
		Base	Los Alamos	White Rock	Don't know	Won't say	1 to 5 years	6 to 10 years	11 to 20 years	More than 20 years	Don't know/won't say	One, myself	Two people	Three people	4 or more people	Don't know/won't say	
9-Regarding commercial property code enforcement, increase, maintain or decrease current code enforcement efforts on commercial property maintenance in the Town of Los Alamos?	Base	402	292	108	0	1	99	51	79	173	0	78	158	61	98	5	
			73%	27%	0%	0%	25%	13%	20%	43%	0%	19%	39%	15%	24%	1%	
	Increase	127	91	36	0	0	26	17	31	53	0	25	54	13	33	1	
		32%	31%	33%	0%	0%	26%	33%	39%	31%	0%	32%	34%	21%	34%	20%	
	Maintain	197	141	54	0	1	48	24	36	89	0	40	75	40	39	2	
		49%	48%	50%	0%	100%	48%	47%	46%	51%	0%	51%	47%	66%	40%	40%	
	Decrease	28	21	7	0	0	8	2	4	14	0	6	12	2	8	0	
		7%	7%	6%	0%	0%	8%	4%	5%	8%	0%	8%	8%	3%	8%	0%	
	Not sure/don't know/won't say																
		50	39	11	0	0	17	8	8	17	0	7	17	6	18	2	
		12%	13%	10%	0%	0%	17%	16%	10%	10%	0%	9%	11%	10%	18%	40%	
10-Regarding commercial property code enforcement,Increase, maintain or decrease current code enforcement efforts on commercial property maintenance in the Town of White Rock?	Base	404	294	108	0	1	100	51	79	174	0	78	159	61	99	5	
			73%	27%	0%	0%	25%	13%	20%	43%	0%	19%	39%	15%	25%	1%	
	Increase	127	85	42	0	0	24	18	32	53	0	21	56	15	33	1	
		31%	29%	39%	0%	0%	24%	35%	41%	30%	0%	27%	35%	25%	33%	20%	
	Maintain	164	114	48	0	1	41	20	31	72	0	33	64	33	32	1	
	Decrease	41%	39%	44%	0%	100%	41%	39%	39%	41%	0%	42%	40%	54%	32%	20%	
		25	16	9	0	0	5	2	4	14	0	5	10	1	9	0	
	Not sure/don't know/won't say	6%	5%	8%	0%	0%	5%	4%	5%	8%	0%	6%	6%	2%	9%	0%	
		88	79	9	0	0	30	11	12	35	0	19	29	12	25	3	
				22%	27%	8%	0%	0%	30%	22%	15%	20%	0%	24%	18%	20%	25%

2018 Los Alamos County Community Survey

		Base	21 -Do you live in Los Alamos?				23=How many years have you been a resident of Los Alamos County?					24-. Including yourself, how many people live in your household?				
			Los Alamos	White Rock	Don't know	Won't say	1 to 5 years	6 to 10 years	11 to 20 years	More than 20 years	Don't know/won't say	One, myself	Two people	Three people	4 or more people	Don't know/won't say
11 (Overall quality of library services, A)	Base	376	274	100	0	1	94	49	69	164	0	69	149	56	95	5
			73%	27%	0%	0%	25%	13%	18%	44%	0%	18%	40%	15%	25%	1%
	Excellent	238	177	61	0	0	62	33	45	98	0	37	97	37	63	2
			63%	65%	61%	0%	0%	66%	67%	65%	0%	54%	65%	66%	66%	40%
	Good	89	66	22	0	0	15	12	19	43	0	18	34	14	22	1
			24%	24%	22%	0%	0%	16%	24%	28%	0%	26%	23%	25%	23%	20%
	Fair	10	7	3	0	0	4	2	2	2	0	1	4	1	4	0
			3%	3%	3%	0%	0%	4%	4%	3%	0%	1%	3%	2%	4%	0%
	Poor	2	2	0	0	0	0	0	1	1	0	0	1	0	1	0
			1%	1%	0%	0%	0%	0%	1%	1%	0%	0%	1%	0%	1%	0%
	Don't Know/Won't	37	22	14	0	1	13	2	2	20	0	13	13	4	5	2
		10%	8%	14%	0%	100%	14%	4%	3%	12%	0%	19%	9%	7%	5%	40%
11 (Availability of library materials, A)	Base	377	278	98	0	1	95	50	71	161	0	68	148	58	96	5
			74%	26%	0%	0%	25%	13%	19%	43%	0%	18%	39%	15%	25%	1%
	Excellent	221	167	54	0	0	59	28	42	92	0	31	90	41	55	2
			59%	60%	55%	0%	0%	62%	56%	59%	0%	46%	61%	71%	57%	40%
	Good	102	76	26	0	0	19	17	25	41	0	20	39	11	31	1
			27%	27%	27%	0%	0%	20%	34%	35%	0%	29%	26%	19%	32%	20%
	Fair	10	7	3	0	0	2	2	1	5	0	2	3	2	3	0
			3%	3%	3%	0%	0%	2%	4%	1%	0%	3%	2%	3%	3%	0%
	Poor	2	2	0	0	0	0	0	1	1	0	0	1	0	1	0
			1%	1%	0%	0%	0%	0%	1%	1%	0%	0%	1%	0%	1%	0%
	Don't Know/Won't	42	26	15	0	1	15	3	2	22	0	15	15	4	6	2
		11%	9%	15%	0%	100%	16%	6%	3%	14%	0%	22%	10%	7%	6%	40%
12-Have you or a household member visited a Los Alamos County library in the last 12 months?	Base	403	293	108	0	1	100	51	78	174	0	78	159	61	98	5
			73%	27%	0%	0%	25%	13%	19%	43%	0%	19%	39%	15%	24%	1%
	Yes	340	249	91	0	0	83	45	70	142	0	56	131	58	90	3
			84%	85%	84%	0%	0%	83%	88%	90%	0%	72%	82%	95%	92%	60%
	No	56	39	16	0	0	15	6	7	28	0	22	24	1	7	2
			14%	13%	15%	0%	0%	15%	12%	9%	0%	28%	15%	2%	7%	40%
	Not sure/don't know/won't say	7	5	1	0	1	2	0	1	4	0	0	4	2	1	0
			2%	2%	1%	0%	100%	2%	0%	1%	0%	0%	3%	3%	1%	0%

2018 Los Alamos County Community Survey

		Base	21 -Do you live in Los Alamos?				23=How many years have you been a resident of Los Alamos County?					24- Including yourself, how many people live in your household?				
			Los Alamos	White Rock	Don't know	Won't say	1 to 5 years	6 to 10 years	11 to 20 years	More than 20 years	Don't know/won't say	One, myself	Two people	Three people	4 or more people	Don't know/won't say
13-The County operates the local bus service called Atomic City Transit. Have you personally used this service in the last 12 months?	Base	398	291	105	0	1	99	50	79	170	0	77	156	61	98	4
			73%	26%	0%	0%	25%	13%	20%	43%	0%	19%	39%	15%	25%	1%
	Yes	209	160	49	0	0	49	28	43	89	0	29	75	35	67	2
			53%	55%	47%	0%	0%	49%	56%	54%	0%	38%	48%	57%	68%	50%
	No	46%	43%	52%	0%	100%	47%	42%	43%	48%	0%	62%	49%	41%	31%	50%
	Not sure/don't know/won't say	6	5	1	0	0	3	1	2	0	0	0	4	1	1	0
		2%	2%	1%	0%	0%	3%	2%	3%	0%	0%	0%	3%	2%	1%	0%
14-Overall, would you rate your experience using Atomic City Transit as....	Base	209	160	49	0	0	49	28	43	89	0	29	75	35	67	2
			77%	23%	0%	0%	23%	13%	21%	43%	0%	14%	36%	17%	32%	1%
	Excellent	140	109	31	0	0	32	20	31	57	0	22	48	25	44	1
			67%	68%	63%	0%	0%	65%	71%	72%	0%	76%	64%	71%	66%	50%
	Good	58	42	16	0	0	16	7	6	29	0	7	24	10	16	1
			28%	26%	33%	0%	0%	33%	25%	14%	0%	24%	32%	29%	24%	50%
15 (Overall quality of police services, A)	Fair	9	7	2	0	0	1	0	6	2	0	0	2	0	6	0
			4%	4%	4%	0%	0%	2%	0%	14%	0%	0%	3%	0%	9%	0%
	Poor	2	2	0	0	0	0	1	0	1	0	0	1	0	1	0
			1%	1%	0%	0%	0%	4%	0%	1%	0%	0%	1%	0%	1%	0%
	Not sure/don't know/won't say	0	0	0	0	0	0	0	0	0	0	0	0	0	0	0
		0%	0%	0%	0%	0%	0%	0%	0%	0%	0%	0%	0%	0%	0%	0%
15 (Overall quality of fire, emergency medical and rescue services, A)	Base	386	281	103	0	1	93	48	76	169	0	71	156	59	93	5
			73%	27%	0%	0%	24%	12%	20%	44%	0%	18%	40%	15%	24%	1%
	Excellent	240	178	61	0	1	52	35	43	110	0	42	100	40	55	1
			62%	63%	59%	0%	100%	56%	73%	57%	0%	59%	64%	68%	59%	20%
	Good	91	62	28	0	0	17	7	26	41	0	16	37	13	22	3
			24%	22%	27%	0%	0%	18%	15%	34%	0%	23%	24%	22%	24%	60%
15 (Overall quality of fire, emergency medical and rescue services, A)	Fair	10	8	2	0	0	5	2	1	2	0	3	1	1	5	0
			3%	3%	2%	0%	0%	5%	4%	1%	0%	4%	1%	2%	5%	0%
	Poor	3	2	1	0	0	0	0	1	2	0	0	1	1	1	0
			1%	1%	1%	0%	0%	0%	1%	1%	0%	0%	1%	2%	1%	0%
	Don't Know/Won't	42	31	11	0	0	19	4	5	14	0	10	17	4	10	1
			11%	11%	11%	0%	0%	20%	8%	7%	0%	14%	11%	7%	11%	20%

2018 Los Alamos County Community Survey

		Base	21 -Do you live in Los Alamos?				23=How many years have you been a resident of Los Alamos County?					24-. Including yourself, how many people live in your household?				
			Los Alamos	White Rock	Don't know	Won't say	1 to 5 years	6 to 10 years	11 to 20 years	More than 20 years	Don't know/won't say	One, myself	Two people	Three people	4 or more people	Don't know/won't say
16-about Los Alamos County overall, how safe do you feel walking alone after dark in your neighborhood? Do you	Base	403	293	108	0	1	100	51	78	174	0	78	159	61	98	5
			73%	27%	0%	0%	25%	13%	19%	43%	0%	19%	39%	15%	24%	1%
	Always feel safe	265	198	65	0	1	69	25	52	119	0	55	105	40	63	1
		66%	68%	60%	0%	100%	69%	49%	67%	68%	0%	71%	66%	66%	64%	20%
	Usually feel safe	129	89	40	0	0	30	24	24	51	0	23	51	19	31	4
		32%	30%	37%	0%	0%	30%	47%	31%	29%	0%	29%	32%	31%	32%	80%
	Usually feel unsafe	5	3	2	0	0	0	1	1	3	0	0	2	1	2	0
		1%	1%	2%	0%	0%	0%	2%	1%	2%	0%	0%	1%	2%	2%	0%
	Always feel unsafe	2	2	0	0	0	0	1	0	1	0	0	1	0	1	0
		0%	1%	0%	0%	0%	0%	2%	0%	1%	0%	0%	1%	0%	1%	0%
17 (Openness of the County decision-making process, A)	Don't know/won't say	2	1	1	0	0	1	0	1	0	0	0	0	1	1	0
		0%	0%	1%	0%	0%	1%	0%	1%	0%	0%	0%	0%	2%	1%	0%
	Base	395	287	106	0	1	97	50	77	171	0	77	156	59	96	5
			73%	27%	0%	0%	25%	13%	19%	43%	0%	19%	39%	15%	24%	1%
	Excellent	37	29	8	0	0	12	2	8	15	0	8	11	11	7	0
		9%	10%	8%	0%	0%	12%	4%	10%	9%	0%	10%	7%	19%	7%	0%
	Good	132	99	31	0	1	30	20	26	56	0	23	57	15	36	0
		33%	34%	29%	0%	100%	31%	40%	34%	33%	0%	30%	37%	25%	38%	0%
	Fair	107	72	35	0	0	21	12	22	52	0	22	41	15	28	0
		27%	25%	33%	0%	0%	22%	24%	29%	30%	0%	29%	26%	25%	29%	0%
	Poor	69	47	22	0	0	14	8	17	30	0	14	25	10	16	4
		17%	16%	21%	0%	0%	14%	16%	22%	18%	0%	18%	16%	17%	17%	80%
	Don't Know/Won't	50	40	10	0	0	20	8	4	18	0	10	22	8	9	1
		13%	14%	9%	0%	0%	21%	16%	5%	11%	0%	13%	14%	14%	9%	20%

2018 Los Alamos County Community Survey

			21 -Do you live in Los Alamos?				23=How many years have you been a resident of Los Alamos County?					24-. Including yourself, how many people live in your household?				
		Base					1 to 5 years	6 to 10 years	11 to 20 years	More than 20 years	Don't know/won't say	One, myself	Two people	Three people	4 or more people	Don't know/won't say
			Los Alamos	White Rock	Don't know	Won't say										
17 (Fairness of the County decision-making process, A)	Base	396	287	107	0	1	98	50	77	171	0	75	157	60	97	5
			72%	27%	0%	0%	25%	13%	19%	43%	0%	19%	40%	15%	24%	1%
	Excellent	33	26	6	0	1	10	3	6	14	0	7	9	8	9	0
			8%	9%	6%	0%	100%	10%	6%	8%	0%	9%	6%	13%	9%	0%
	Good	123	93	29	0	0	27	17	25	54	0	23	51	21	28	0
			31%	32%	27%	0%	0%	28%	34%	32%	0%	31%	32%	35%	29%	0%
	Fair	114	72	42	0	0	23	14	24	53	0	20	43	10	39	0
			29%	25%	39%	0%	0%	23%	28%	31%	0%	27%	27%	17%	40%	0%
	Poor	65	46	19	0	0	14	7	14	30	0	12	29	11	10	3
			16%	16%	18%	0%	0%	14%	14%	18%	0%	16%	18%	18%	10%	60%
Don't Know/Won't	61	50	11	0	0	24	9	8	20	0	13	25	10	11	2	
		15%	17%	10%	0%	0%	24%	18%	10%	12%	0%	17%	16%	17%	11%	40%
17 (Communicating information about County news, meetings and events in a timely manner, A)	Base	394	286	106	0	1	98	50	75	171	0	75	156	60	96	5
			73%	27%	0%	0%	25%	13%	19%	43%	0%	19%	40%	15%	24%	1%
	Excellent	54	42	12	0	0	14	2	14	24	0	13	18	14	8	0
			14%	15%	11%	0%	0%	14%	4%	19%	0%	17%	12%	23%	8%	0%
	Good	176	127	47	0	1	43	26	30	77	0	32	69	23	51	0
			45%	44%	44%	0%	100%	44%	52%	40%	0%	43%	44%	38%	53%	0%
	Fair	97	69	28	0	0	21	11	21	44	0	17	44	14	21	1
			25%	24%	26%	0%	0%	21%	22%	28%	0%	23%	28%	23%	22%	20%
	Poor	39	24	15	0	0	8	8	9	14	0	4	15	6	11	3
			10%	8%	14%	0%	0%	8%	16%	12%	0%	5%	10%	10%	11%	60%
Don't Know/Won't	28	24	4	0	0	12	3	1	12	0	9	10	3	5	1	
		7%	8%	4%	0%	0%	12%	6%	1%	7%	0%	12%	6%	5%	5%	20%
17 (Providing information that citizens need to participate in County decisions, A)	Base	395	287	106	0	1	98	50	76	171	0	75	156	60	97	5
			73%	27%	0%	0%	25%	13%	19%	43%	0%	19%	39%	15%	25%	1%
	Excellent	41	34	7	0	0	12	3	9	17	0	10	16	9	6	0
			10%	12%	7%	0%	0%	12%	6%	12%	0%	13%	10%	15%	6%	0%
	Good	150	108	41	0	0	31	19	27	73	0	28	61	22	38	0
			38%	38%	39%	0%	0%	32%	38%	36%	0%	37%	39%	37%	39%	0%
	Fair	119	81	37	0	1	28	18	25	48	0	20	47	16	34	1
			30%	28%	35%	0%	100%	29%	36%	33%	0%	27%	30%	27%	35%	20%
	Poor	54	37	17	0	0	13	5	13	23	0	10	19	8	14	3
			14%	13%	16%	0%	0%	13%	10%	17%	0%	13%	12%	13%	14%	60%
Don't Know/Won't	31	27	4	0	0	14	5	2	10	0	7	13	5	5	1	
		8%	9%	4%	0%	0%	14%	10%	3%	6%	0%	9%	8%	8%	5%	20%
17 (Providing opportunities for citizen involvement in County decision-making, A)	Base	394	286	106	0	1	97	49	76	172	0	76	156	60	95	5
			73%	27%	0%	0%	25%	12%	19%	44%	0%	19%	40%	15%	24%	1%
	Excellent	44	34	10	0	0	12	2	7	23	0	10	17	12	5	0
			11%	12%	9%	0%	0%	12%	4%	9%	0%	13%	11%	20%	5%	0%
	Good	150	108	40	0	1	30	23	33	64	0	27	59	20	42	0
			38%	38%	38%	0%	100%	31%	47%	43%	0%	36%	38%	33%	44%	0%
	Fair	114	80	34	0	0	27	15	23	49	0	22	48	11	31	2
			29%	28%	32%	0%	0%	28%	31%	30%	0%	29%	31%	18%	33%	40%
	Poor	51	34	17	0	0	11	5	11	24	0	9	18	10	11	3
			13%	12%	16%	0%	0%	11%	10%	14%	0%	12%	12%	17%	12%	60%
Don't Know/Won't	35	30	5	0	0	17	4	2	12	0	8	14	7	6	0	
		9%	10%	5%	0%	0%	18%	8%	3%	7%	0%	11%	9%	12%	6%	0%

2018 Los Alamos County Community Survey

		Base	21 -Do you live in Los Alamos?				23=How many years have you been a resident of Los Alamos County?					24-. Including yourself, how many people live in your household?				
			Los Alamos	White Rock	Don't know	Won't say	1 to 5 years	6 to 10 years	11 to 20 years	More than 20 years	Don't know/won't say	One, myself	Two people	Three people	4 or more people	Don't know/won't say
18 (Trustworthiness, A)	Base	395	289	104	0	1	99	48	77	171	0	77	158	59	94	5
			73%	26%	0%	0%	25%	12%	19%	43%	0%	19%	40%	15%	24%	1%
	Don't Know/Won't Say	25	21	4	0	0	10	2	6	7	0	3	9	8	4	1
		6%	7%	4%	0%	0%	10%	4%	8%	4%	0%	4%	6%	14%	4%	20%
	1 - Not Trustworthy At All	28	18	10	0	0	7	2	7	12	0	7	8	5	6	2
		7%	6%	10%	0%	0%	7%	4%	9%	7%	0%	9%	5%	8%	6%	40%
	2	34	26	8	0	0	10	3	5	16	0	6	13	4	10	1
		9%	9%	8%	0%	0%	10%	6%	6%	9%	0%	8%	8%	7%	11%	20%
	3	106	71	34	0	0	22	13	19	52	0	20	45	13	26	1
		27%	25%	33%	0%	0%	22%	27%	25%	30%	0%	26%	28%	22%	28%	20%
20 (Confidence in County's ability to handle issues, A)	4	129	93	36	0	0	25	21	29	54	0	25	55	15	33	0
		33%	32%	35%	0%	0%	25%	44%	38%	32%	0%	32%	35%	25%	35%	0%
	5 - Very Trustworthy	73	60	12	0	1	25	7	11	30	0	16	28	14	15	0
		18%	21%	12%	0%	100%	25%	15%	14%	18%	0%	21%	18%	24%	16%	0%
	Base	372	269	101	0	1	88	47	71	166	0	73	150	49	94	4
			72%	27%	0%	0%	24%	13%	19%	45%	0%	20%	40%	13%	25%	1%
	Don't Know/Won't Say	4	3	1	0	0	0	0	1	3	0	0	3	0	1	0
		1%	1%	1%	0%	0%	0%	0%	1%	2%	0%	0%	2%	0%	1%	0%
	1 - Not Confident At All	23	13	10	0	0	3	1	8	11	0	5	7	4	5	2
		6%	5%	10%	0%	0%	3%	2%	11%	7%	0%	7%	5%	8%	5%	50%
	2	36	28	8	0	0	12	2	2	20	0	10	11	5	9	1
		10%	10%	8%	0%	0%	14%	4%	3%	12%	0%	14%	7%	10%	10%	25%
	3	118	79	37	0	1	24	17	26	51	0	21	50	9	35	1
		32%	29%	37%	0%	100%	27%	36%	37%	31%	0%	29%	33%	18%	37%	25%
	4	131	98	33	0	0	34	17	21	59	0	27	56	22	26	0
		35%	36%	33%	0%	0%	39%	36%	30%	36%	0%	37%	37%	45%	28%	0%
	5 - Very Confident	60	48	12	0	0	15	10	13	22	0	10	23	9	18	0
		16%	18%	12%	0%	0%	17%	21%	18%	13%	0%	14%	15%	18%	19%	0%

2018 Los Alamos County Community Survey

		Base	25-How many children under the age of 18 live in your household?					26-Just to ensure that we have a representative sample of Los Alamos County residents, please stop me when I read your age category.					
			One	Two	Three or more	None	Don't know/won't say	18-24 years	25-34 years	35-49 years	50-64 years	65 years and over	Won't say
Q1. Overall Rating of the Quality of Life in Los Alamos County	Base	401	50	59	31	173	8	19	52	117	135	78	0
			12%	15%	8%	43%	2%	5%	13%	29%	34%	19%	0%
	Excellent	181	27	23	10	84	0	7	17	49	59	49	0
		45%	54%	39%	32%	49%	0%	37%	33%	42%	44%	63%	0%
	Good	182	20	32	16	73	7	7	30	57	62	26	0
		45%	40%	54%	52%	42%	88%	37%	58%	49%	46%	33%	0%
	Fair	33	3	3	4	13	1	3	4	10	13	3	0
		8%	6%	5%	13%	8%	13%	16%	8%	9%	10%	4%	0%
	Poor	4	0	1	1	2	0	1	1	1	1	0	0
		1%	0%	2%	3%	1%	0%	5%	2%	1%	1%	0%	0%
Not sure/don't know/won't say	1	0	0	0	1	0	1	0	0	0	0	0	
	0%	0%	0%	0%	1%	0%	5%	0%	0%	0%	0%	0%	
Q2. Overall Rating of Services Provided By Los Alamos County	Base	402	50	60	32	173	8	20	51	118	135	78	0
			12%	15%	8%	43%	2%	5%	13%	29%	34%	19%	0%
	Excellent	120	14	16	7	59	0	8	7	35	41	29	0
		30%	28%	27%	22%	34%	0%	40%	14%	30%	30%	37%	0%
	Good	197	27	30	20	80	4	8	29	60	59	41	0
		49%	54%	50%	63%	46%	50%	40%	57%	51%	44%	53%	0%
	Fair	63	8	11	4	22	3	1	13	19	24	6	0
		16%	16%	18%	13%	13%	38%	5%	25%	16%	18%	8%	0%
	Poor	17	1	2	1	9	1	2	2	3	10	0	0
		4%	2%	3%	3%	5%	13%	10%	4%	3%	7%	0%	0%
Not sure/don't know/won't say	5	0	1	0	3	0	1	0	1	1	2	0	
	1%	0%	2%	0%	2%	0%	5%	0%	1%	1%	3%	0%	
Q4- you had any in-person contact with a Los Alamos County employee(s) within the last 12 months	Base	404	51	60	32	173	8	20	52	119	135	78	0
			13%	15%	8%	43%	2%	5%	13%	29%	33%	19%	0%
	Yes	293	40	48	26	126	7	15	31	88	101	58	0
		73%	78%	80%	81%	73%	88%	75%	60%	74%	75%	74%	0%
	No	96	9	11	6	39	1	4	19	28	28	17	0
		24%	18%	18%	19%	23%	13%	20%	37%	24%	21%	22%	0%
	Not sure/don't know/won't say	15	2	1	0	8	0	1	2	3	6	3	0
	4%	4%	2%	0%	5%	0%	5%	4%	3%	4%	4%	0%	

2018 Los Alamos County Community Survey

			25-How many children under the age of 18 live in your household?					26-Just to ensure that we have a representative sample of Los Alamos County residents, please stop me when I read your age category.						
		Base												
			One	Two	Three or more	None	Don't know/won't say	18-24 years	25-34 years	35-49 years	50-64 years	65 years and over	Won't say	
5 (Knowledge, A)-Thinking of your most recent contact with a Los Alamos County employee(s), how would you rate each of the following characteristics?	Base	281	40	48	24	119	7	15	31	85	97	53	0	
			14%	17%	9%	42%	2%	5%	11%	30%	35%	19%	0%	
	Excellent	140	25	23	11	56	3	4	16	48	42	30	0	
			50%	63%	48%	46%	47%	27%	52%	56%	43%	57%	0%	
	Good	88	9	16	9	42	2	8	5	22	36	17	0	
			31%	23%	33%	38%	35%	29%	53%	16%	26%	37%	0%	
	Fair	37	4	8	2	16	2	3	7	10	14	3	0	
			13%	10%	17%	8%	13%	29%	20%	23%	12%	14%	0%	
	Poor	15	2	0	2	5	0	0	2	5	5	3	0	
			5%	5%	0%	8%	4%	0%	0%	6%	6%	5%	0%	
Don't Know/Won't	1	0	1	0	0	0	0	0	1	0	0	0	0	
		0%	0%	2%	0%	0%	0%	0%	3%	0%	0%	0%	0%	
Q5 (Responsiveness , A)-Thinking of your most recent contact with a Los Alamos County employee(s), how would you rate each of the	Base	275	39	47	26	116	7	15	30	87	96	47	0	
			14%	17%	9%	42%	3%	5%	11%	32%	35%	17%	0%	
	Excellent	143	22	23	12	63	2	5	13	48	48	29	0	
			52%	56%	49%	46%	29%	33%	43%	55%	50%	62%	0%	
	Good	82	11	15	7	35	2	8	9	22	31	12	0	
			30%	28%	32%	27%	30%	29%	53%	30%	25%	32%	0%	
	Fair	31	2	6	6	11	2	2	5	11	10	3	0	
			11%	5%	13%	23%	9%	29%	13%	17%	13%	10%	0%	
	Poor	17	3	2	1	7	1	0	2	6	6	3	0	
			6%	8%	4%	4%	6%	14%	0%	7%	7%	6%	0%	
Don't Know/Won't	2	1	1	0	0	0	0	0	1	0	1	0	0	
		1%	3%	2%	0%	0%	0%	0%	3%	0%	1%	0%	0%	
5 (Courtesy, A)-Thinking of your most recent contact with a Los Alamos County employee(s), how would you rate each of the following characteristics?	Base	286	39	48	25	124	7	15	31	87	98	55	0	
			14%	17%	9%	43%	2%	5%	11%	30%	34%	19%	0%	
	Excellent	170	30	27	12	77	2	6	18	56	53	37	0	
			59%	77%	56%	48%	62%	29%	40%	58%	64%	54%	67%	0%
	Good	82	6	15	10	33	2	9	11	18	31	13	0	
			29%	15%	31%	40%	27%	29%	60%	35%	21%	32%	24%	0%
	Fair	24	1	5	2	11	2	0	1	9	11	3	0	
			8%	3%	10%	8%	9%	29%	0%	3%	10%	11%	5%	0%
	Poor	10	2	1	1	3	1	0	1	4	3	2	0	
			3%	5%	2%	4%	2%	14%	0%	3%	5%	3%	4%	0%
Don't Know/Won't	0	0	0	0	0	0	0	0	0	0	0	0	0	
		0%	0%	0%	0%	0%	0%	0%	0%	0%	0%	0%	0%	

2018 Los Alamos County Community Survey

		Base	25-How many children under the age of 18 live in your household?					26-Just to ensure that we have a representative sample of Los Alamos County residents, please stop me when I read your age category.					
			One	Two	Three or more	None	Don't know/won't say	18-24 years	25-34 years	35-49 years	50-64 years	65 years and over	Won't say
6 (Quality of street repairs, A)	Base	393	51 13%	59 15%	31 8%	169 43%	8 2%	20 5%	52 13%	115 29%	133 34%	73 19%	0 0%
	Excellent	41	5	8	0	13	1	3	4	10	18	6	0
		10%	10%	14%	0%	8%	13%	15%	8%	9%	14%	8%	0%
	Good	190	27	30	17	85	1	11	28	56	59	36	0
		48%	53%	51%	55%	50%	13%	55%	54%	49%	44%	49%	0%
	Fair	94	11	14	10	40	3	1	14	32	29	18	0
		24%	22%	24%	32%	24%	38%	5%	27%	28%	22%	25%	0%
	Poor	62	6	7	4	29	3	4	3	16	26	13	0
		16%	12%	12%	13%	17%	38%	20%	6%	14%	20%	18%	0%
	Don't Know/Won't	6	2	0	0	2	0	1	3	1	1	0	0
		2%	4%	0%	0%	1%	0%	5%	6%	1%	1%	0%	0%
6 (Quality of residential recycling services, A)	Base	392	50 13%	57 15%	30 8%	171 44%	8 2%	20 5%	50 13%	114 29%	132 34%	76 19%	0 0%
	Excellent	130	21	13	10	64	1	4	14	33	46	33	0
		33%	42%	23%	33%	37%	13%	20%	28%	29%	35%	43%	0%
	Good	186	20	34	16	75	4	10	26	60	54	36	0
		47%	40%	60%	53%	44%	50%	50%	52%	53%	41%	47%	0%
	Fair	51	5	9	3	20	2	3	6	17	21	4	0
		13%	10%	16%	10%	12%	25%	15%	12%	15%	16%	5%	0%
	Poor	16	3	1	1	7	0	1	2	3	10	0	0
		4%	6%	2%	3%	4%	0%	5%	4%	3%	8%	0%	0%
	Don't Know/Won't	9	1	0	0	5	1	2	2	1	1	3	0
		2%	2%	0%	0%	3%	13%	10%	4%	1%	1%	4%	0%
6 (Senior Center programs and activities, A)	Base	392	51 13%	58 15%	31 8%	167 43%	8 2%	20 5%	51 13%	116 30%	131 33%	74 19%	0 0%
	Excellent	59	6	5	0	31	2	2	2	9	15	31	0
		15%	12%	9%	0%	19%	25%	10%	4%	8%	11%	42%	0%
	Good	66	9	3	3	36	1	7	5	8	26	20	0
		17%	18%	5%	10%	22%	13%	35%	10%	7%	20%	27%	0%
	Fair	13	0	0	1	9	0	2	0	2	6	3	0
		3%	0%	0%	3%	5%	0%	10%	0%	2%	5%	4%	0%
	Poor	4	0	0	0	2	0	2	0	0	0	2	0
		1%	0%	0%	0%	1%	0%	10%	0%	0%	0%	3%	0%
	Don't Know/Won't	250	36	50	27	89	5	7	44	97	84	18	0
		64%	71%	86%	87%	53%	63%	35%	86%	84%	64%	24%	0%
6 (Quality of recreation services provided by Los Alamos County, A)	Base	393	48 12%	59 15%	31 8%	170 43%	8 2%	20 5%	52 13%	115 29%	129 33%	77 20%	0 0%
	Excellent	109	12	18	2	50	1	6	8	25	45	25	0
		28%	25%	31%	6%	29%	13%	30%	15%	22%	35%	32%	0%
	Good	178	20	23	19	84	2	8	32	50	49	39	0
		45%	42%	39%	61%	49%	25%	40%	62%	43%	38%	51%	0%
	Fair	71	13	14	8	22	3	4	9	28	24	6	0
		18%	27%	24%	26%	13%	38%	20%	17%	24%	19%	8%	0%
	Poor	19	2	4	2	8	1	2	3	8	3	3	0
		5%	4%	7%	6%	5%	13%	10%	6%	7%	2%	4%	0%
	Don't Know/Won't Say	16	1	0	0	6	1	0	0	4	8	4	0
		4%	2%	0%	0%	4%	13%	0%	0%	3%	6%	5%	0%

2018 Los Alamos County Community Survey

			25-How many children under the age of 18 live in your household?					26-Just to ensure that we have a representative sample of Los Alamos County residents, please stop me when I read your age category.						
		Base	One	Two	Three or more	None	Don't know/won't say	18-24 years	25-34 years	35-49 years	50-64 years	65 years and over	Won't say	
7 - Regarding residential property code enforcement, do you think the County should increase, maintain or decrease current	Base	395	49	60	32	168	8	15	50	119	134	77	0	
		12%	15%	8%	43%	2%	4%	13%	30%	34%	19%	0%		
	Increase	70	7	10	4	35	0	1	0	19	26	24	0	
		18%	14%	17%	13%	21%	0%	7%	0%	16%	19%	31%	0%	
	Maintain	160	26	21	12	67	1	9	20	50	51	30	0	
		41%	53%	35%	38%	40%	13%	60%	40%	42%	38%	39%	0%	
	Decrease	120	10	22	14	50	7	2	20	42	43	13	0	
	30%	20%	37%	44%	30%	88%	13%	40%	35%	32%	17%	0%		
Not sure/don't know/won't say	45	6	7	2	16	0	3	10	8	14	10	0		
	11%	12%	12%	6%	10%	0%	20%	20%	7%	10%	13%	0%		
8 (Overgrown or noxious weeds, A)	Base	398	50	60	32	169	8	19	51	117	134	77	0	
		13%	15%	8%	42%	2%	5%	13%	29%	34%	19%	0%		
	Increase	101	15	13	7	42	1	2	6	27	34	32	0	
		25%	30%	22%	22%	25%	13%	11%	12%	23%	25%	42%	0%	
	Maintain	181	21	23	17	82	1	11	25	54	57	34	0	
		45%	42%	38%	53%	49%	13%	58%	49%	46%	43%	44%	0%	
	Decrease	95	10	16	6	41	5	4	15	29	37	10	0	
	24%	20%	27%	19%	24%	63%	21%	29%	25%	28%	13%	0%		
Don't Know/Won't Say	21	4	8	2	4	1	2	5	7	6	1	0		
	5%	8%	13%	6%	2%	13%	11%	10%	6%	4%	1%	0%		
8 (Abandoned or inoperable vehicles in front yards, A)	Base	396	51	60	32	167	8	19	52	118	131	76	0	
		13%	15%	8%	42%	2%	5%	13%	30%	33%	19%	0%		
	Increase	174	22	20	12	81	1	4	17	41	61	51	0	
		44%	43%	33%	38%	49%	13%	21%	33%	35%	47%	67%	0%	
	Maintain	140	20	22	14	59	0	10	18	49	43	20	0	
		35%	39%	37%	44%	35%	0%	53%	35%	42%	33%	26%	0%	
	Decrease	57	5	13	4	19	4	4	11	19	19	4	0	
	14%	10%	22%	13%	11%	50%	21%	21%	16%	15%	5%	0%		
Don't Know/Won't Say	25	4	5	2	8	3	1	6	9	8	1	0		
	6%	8%	8%	6%	5%	38%	5%	12%	8%	6%	1%	0%		
8 (Trash or other debris, A)	Base	395	50	59	32	168	8	18	51	117	132	77	0	
		13%	15%	8%	43%	2%	5%	13%	30%	33%	19%	0%		
	Increase	120	18	16	7	52	0	3	11	36	43	27	0	
		30%	36%	27%	22%	31%	0%	17%	22%	31%	33%	35%	0%	
	Maintain	203	29	27	18	86	4	10	29	58	62	44	0	
		51%	58%	46%	56%	51%	50%	56%	57%	50%	47%	57%	0%	
	Decrease	52	2	12	5	21	3	2	10	17	18	5	0	
	13%	4%	20%	16%	13%	38%	11%	20%	15%	14%	6%	0%		
Don't Know/Won't Say	20	1	4	2	9	1	3	1	6	9	1	0		
	5%	2%	7%	6%	5%	13%	17%	2%	5%	7%	1%	0%		
8 (Vehicles parked on front lawns or unpaved surfaces, A)	Base	400	51	60	32	169	8	19	52	117	134	78	0	
		13%	15%	8%	42%	2%	5%	13%	29%	34%	20%	0%		
	Increase	126	15	18	9	56	0	4	11	30	43	38	0	
		32%	29%	30%	28%	33%	0%	21%	21%	28%	32%	49%	0%	
	Maintain	150	23	20	13	65	1	8	19	47	48	28	0	
		38%	45%	33%	41%	38%	13%	42%	37%	40%	36%	36%	0%	
	Decrease	99	11	18	7	38	5	7	16	32	35	9	0	
	25%	22%	30%	22%	22%	63%	37%	31%	27%	26%	12%	0%		
Don't Know/Won't Say	25	2	4	3	10	2	0	6	8	8	3	0		
	6%	4%	7%	9%	6%	25%	0%	12%	7%	6%	4%	0%		

2018 Los Alamos County Community Survey

			25-How many children under the age of 18 live in your household?					26-Just to ensure that we have a representative sample of Los Alamos County residents, please stop me when I read your age category.						
		Base	One	Two	Three or more	None	Don't know/won't say	18-24 years	25-34 years	35-49 years	50-64 years	65 years and over	Won't say	
8 (Shrubs or other vegetation overgrown onto the sidewalk or other public areas, A)	Base	397	51	59	32	170	7	19	52	115	133	78	0	
			13%	15%	8%	43%	2%	5%	13%	29%	34%	20%	0%	
	Increase	125	16	20	10	53	0	5	11	33	38	38	0	
			31%	34%	31%	31%	0%	26%	21%	29%	29%	49%	0%	
	Maintain	199	29	24	17	83	4	9	28	60	70	32	0	
			50%	57%	41%	53%	49%	47%	54%	52%	53%	41%	0%	
	Decrease	55	4	9	4	26	3	2	8	18	21	6	0	
			14%	8%	15%	13%	15%	43%	11%	15%	16%	16%	8%	0%
Don't Know/Won't	18	2	6	1	8	0	3	5	4	4	2	0		
		5%	4%	10%	3%	5%	0%	16%	10%	3%	3%	3%	0%	
8 (General disrepair of a homes' exterior such as degrading paint, stucco, roof, siding and the like, A)	Base	395	50	59	32	171	7	19	50	117	133	76	0	
			13%	15%	8%	43%	2%	5%	13%	30%	34%	19%	0%	
	Increase	92	13	11	9	33	1	3	13	23	31	22	0	
			23%	26%	19%	28%	19%	16%	26%	20%	23%	29%	0%	
	Maintain	176	28	24	12	83	0	9	20	55	53	39	0	
			45%	56%	41%	38%	49%	47%	40%	47%	40%	51%	0%	
	Decrease	103	8	19	7	46	6	6	13	33	41	10	0	
			26%	16%	32%	22%	27%	86%	32%	26%	28%	31%	13%	0%
Don't Know/Won't	24	1	5	4	9	0	1	4	6	8	5	0		
		6%	2%	8%	13%	5%	0%	5%	8%	5%	6%	7%	0%	
8 (Unsafe structures, A)	Base	398	51	59	32	170	8	19	51	117	134	77	0	
			13%	15%	8%	43%	2%	5%	13%	29%	34%	19%	0%	
	Increase	142	21	18	9	64	0	3	19	36	52	32	0	
			36%	41%	31%	28%	38%	0%	16%	37%	31%	39%	42%	0%
	Maintain	198	26	27	18	78	5	10	22	64	67	35	0	
			50%	51%	46%	56%	46%	63%	53%	43%	55%	50%	45%	0%
	Decrease	22	1	5	2	12	1	4	4	8	4	2	0	
			6%	2%	8%	6%	7%	13%	21%	8%	7%	3%	3%	0%
Don't Know/Won't Say	36	3	9	3	16	2	2	6	9	11	8	0		
		9%	6%	15%	9%	9%	25%	11%	12%	8%	8%	10%	0%	

2018 Los Alamos County Community Survey

		Base	25-How many children under the age of 18 live in your household?					26-Just to ensure that we have a representative sample of Los Alamos County residents, please stop me when I read your age category.					
			One	Two	Three or more	None	Don't know/won't say	18-24 years	25-34 years	35-49 years	50-64 years	65 years and over	Won't say
9-Regarding commercial property code enforcement, increase, maintain or decrease current code enforcement	Base	402	51	59	32	172	8	20	51	119	135	77	0
			13%	15%	8%	43%	2%	5%	13%	30%	34%	19%	0%
	Increase	127	16	17	13	53	1	4	12	45	40	26	0
			32%	31%	29%	41%	31%	20%	24%	38%	30%	34%	0%
	Maintain	197	29	23	15	86	4	8	26	51	76	36	0
			49%	57%	39%	47%	50%	40%	51%	43%	56%	47%	0%
	Decrease	28	2	5	2	12	1	2	5	11	4	6	0
			7%	4%	8%	6%	7%	10%	10%	9%	3%	8%	0%
10-Regarding commercial property code enforcement, Increase, maintain or decrease current code enforcement efforts on commercial	Base	404	51	60	32	173	8	20	52	119	135	78	0
			13%	15%	8%	43%	2%	5%	13%	29%	33%	19%	0%
	Increase	127	20	20	11	53	1	4	14	43	41	25	0
			31%	39%	33%	34%	31%	20%	27%	36%	30%	32%	0%
	Maintain	164	22	17	14	75	3	7	21	44	62	30	0
			41%	43%	28%	44%	43%	35%	40%	37%	46%	38%	0%
	Decrease	25	1	6	2	10	1	1	5	9	5	5	0
			6%	2%	10%	6%	6%	5%	10%	8%	4%	6%	0%
11 (Overall quality of library services, A)	Base	376	48	56	32	161	8	20	50	117	116	73	0
			13%	15%	9%	43%	2%	5%	13%	31%	31%	19%	0%
	Excellent	238	32	40	23	101	4	8	31	78	69	52	0
			63%	67%	71%	72%	63%	40%	62%	67%	59%	71%	0%
	Good	89	11	13	6	39	1	5	10	25	34	15	0
			24%	23%	23%	19%	24%	25%	20%	21%	29%	21%	0%
	Fair	10	2	2	1	4	0	2	0	4	3	1	0
			3%	4%	4%	3%	2%	10%	0%	3%	3%	1%	0%
11 (Overall quality of library services, A)	Poor	2	0	0	0	2	0	2	0	0	0	0	0
			1%	0%	0%	1%	0%	10%	0%	0%	0%	0%	0%
	Don't Know/Won't Say	37	3	1	2	15	3	3	9	10	10	5	0
			10%	6%	2%	6%	9%	15%	18%	9%	9%	7%	0%

2018 Los Alamos County Community Survey

		Base	25-How many children under the age of 18 live in your household?					26-Just to ensure that we have a representative sample of Los Alamos County residents, please stop me when I read your age category.					
			One	Two	Three or more	None	Don't know/won't say	18-24 years	25-34 years	35-49 years	50-64 years	65 years and over	Won't say
11 (Availability of library materials, A)	Base	377	51 14%	56 15%	32 8%	160 42%	8 2%	20 5%	50 13%	117 31%	118 31%	72 19%	0 0%
	Excellent	221 59%	35 69%	34 61%	20 63%	98 61%	2 25%	8 40%	29 58%	67 57%	70 59%	47 65%	0 0%
	Good	102 27%	11 22%	18 32%	9 28%	40 25%	3 38%	6 30%	12 24%	35 30%	32 27%	17 24%	0 0%
	Fair	10 3%	2 4%	2 4%	1 3%	3 2%	0 0%	0 0%	0 0%	4 3%	4 3%	2 3%	0 0%
	Poor	2 1%	0 0%	0 0%	0 0%	2 1%	0 0%	2 10%	0 0%	0 0%	0 0%	0 0%	0 0%
	Don't Know/Won't	42 11%	3 6%	2 4%	2 6%	17 11%	3 38%	4 20%	9 18%	11 9%	12 10%	6 8%	0 0%
12-Have you or a household member visited a Los Alamos County library in the last 12 months?	Base	403	51 13%	60 15%	32 8%	172 43%	8 2%	19 5%	52 13%	119 30%	135 33%	78 19%	0 0%
	Yes	340 84%	48 94%	58 97%	31 97%	140 81%	6 75%	14 74%	41 79%	107 90%	112 83%	66 85%	0 0%
	No	56 14%	0 0%	2 3%	1 3%	28 16%	2 25%	4 21%	10 19%	11 9%	20 15%	11 14%	0 0%
	Not sure/don't know/won't say	7 2%	3 6%	0 0%	0 0%	4 2%	0 0%	1 5%	1 2%	1 1%	3 2%	1 1%	0 0%
13-The County operates the local bus service called Atomic City Transit. Have you personally used this service in the last 12 months?	Base	398	51 13%	59 15%	32 8%	170 43%	7 2%	20 5%	52 13%	118 30%	132 33%	76 19%	0 0%
	Yes	209 53%	34 67%	37 63%	24 75%	80 47%	4 57%	8 40%	21 40%	75 64%	68 52%	37 49%	0 0%
	No	183 46%	16 31%	22 37%	8 25%	85 50%	3 43%	10 50%	30 58%	42 36%	62 47%	39 51%	0 0%
	Not sure/don't know/won't say	6 2%	1 2%	0 0%	0 0%	5 3%	0 0%	2 10%	1 2%	1 1%	2 2%	0 0%	0 0%
14-Overall, would you rate your experience using Atomic City Transit as....	Base	209	34 16%	37 18%	24 11%	80 38%	4 2%	8 4%	21 10%	75 36%	68 33%	37 18%	0 0%
	Excellent	140 67%	24 71%	23 62%	19 79%	48 60%	3 75%	3 38%	16 76%	51 68%	43 63%	27 73%	0 0%
	Good	58 28%	10 29%	10 27%	2 8%	28 35%	1 25%	2 25%	5 24%	20 27%	23 34%	8 22%	0 0%
	Fair	9 4%	0 0%	3 8%	3 13%	3 4%	0 0%	3 38%	0 0%	3 4%	2 3%	1 3%	0 0%
	Poor	2 1%	0 0%	1 3%	0 0%	1 1%	0 0%	0 0%	0 0%	1 1%	0 0%	1 3%	0 0%
	Not sure/don't know/won't say	0 0%	0 0%	0 0%	0 0%	0 0%	0 0%	0 0%	0 0%	0 0%	0 0%	0 0%	0 0%

2018 Los Alamos County Community Survey

		Base	25-How many children under the age of 18 live in your household?					26-Just to ensure that we have a representative sample of Los Alamos County residents, please stop me when I read your age category.					
			One	Two	Three or more	None	Don't know/won't say	18-24 years	25-34 years	35-49 years	50-64 years	65 years and over	Won't say
15 (Overall quality of police services, A)	Base	383	50 13%	58 15%	31 8%	162 42%	8 2%	19 5%	51 13%	114 30%	128 33%	71 19%	0 0%
	Excellent	179	29 47%	23 58%	15 40%	78 48%	1 13%	10 53%	22 43%	51 45%	59 46%	37 52%	0 0%
	Good	133	12 35%	22 24%	14 38%	56 45%	5 35%	6 32%	14 27%	41 36%	47 37%	25 35%	0 0%
	Fair	30	5 8%	7 10%	1 12%	12 7%	0 0%	1 5%	8 16%	8 7%	8 6%	5 7%	0 0%
	Poor	12	2 3%	1 4%	1 2%	6 3%	0 4%	2 11%	1 2%	3 3%	5 4%	1 1%	0 0%
	Don't Know/Won't	29	2 8%	5 4%	0 9%	10 0%	2 6%	0 25%	6 12%	11 10%	9 7%	3 4%	0 0%
15 (Overall quality of fire, emergency medical and rescue services, A)	Base	386	50 13%	57 15%	31 8%	167 43%	8 2%	19 5%	50 13%	114 30%	128 33%	75 19%	0 0%
	Excellent	240	35 62%	31 70%	21 54%	108 68%	3 65%	9 47%	31 62%	67 59%	79 62%	54 72%	0 0%
	Good	91	9 24%	16 18%	6 28%	39 19%	3 23%	8 42%	9 18%	27 24%	33 26%	14 19%	0 0%
	Fair	10	2 3%	2 4%	1 4%	2 3%	0 1%	1 5%	2 4%	4 4%	2 2%	1 1%	0 0%
	Poor	3	0 1%	1 0%	0 2%	2 0%	0 1%	1 5%	0 0%	0 0%	2 2%	0 0%	0 0%
	Don't Know/Won't	42	4 11%	7 8%	3 12%	16 10%	2 10%	0 0%	8 16%	16 14%	12 9%	6 8%	0 0%
16-about Los Alamos County overall, how safe do you feel walking alone after dark in your neighborhood? Do you	Base	403	51 13%	60 15%	32 8%	172 43%	8 2%	19 5%	52 13%	119 30%	135 33%	78 19%	0 0%
	Always feel safe	265	33 66%	39 65%	21 65%	112 65%	3 38%	9 47%	36 69%	76 64%	88 65%	56 72%	0 0%
	Usually feel safe	129	16 32%	19 31%	10 32%	56 33%	5 63%	8 42%	15 29%	41 34%	43 32%	22 28%	0 0%
	Usually feel unsafe	5	0 1%	1 0%	1 2%	3 2%	0 0%	1 5%	0 0%	2 2%	2 1%	0 0%	0 0%
	Always feel unsafe	2	1 0%	0 2%	0 0%	1 1%	0 0%	1 5%	0 0%	0 0%	1 1%	0 0%	0 0%
	Don't know/won't say	2	1 0%	1 2%	0 0%	0 0%	0 0%	0 0%	1 2%	0 0%	1 1%	0 0%	0 0%

2018 Los Alamos County Community Survey

		Base	25-How many children under the age of 18 live in your household?					26-Just to ensure that we have a representative sample of Los Alamos County residents, please stop me when I read your age category.					
			One	Two	Three or more	None	Don't know/won't say	18-24 years	25-34 years	35-49 years	50-64 years	65 years and over	Won't say
17 (Openness of the County decision-making process, A)	Base	395	48	59	31	170	8	18	50	117	135	75	0
			12%	15%	8%	43%	2%	5%	13%	30%	34%	19%	0%
	Excellent	37	8	3	2	16	0	2	4	11	14	6	0
			9%	17%	5%	6%	9%	11%	8%	9%	10%	8%	0%
	Good	132	17	18	14	58	1	9	13	34	43	33	0
			33%	35%	31%	45%	34%	50%	26%	29%	32%	44%	0%
	Fair	107	13	20	7	44	1	3	17	32	38	17	0
			27%	27%	34%	23%	26%	17%	34%	27%	28%	23%	0%
	Poor	69	5	10	6	29	5	2	10	23	26	8	0
			17%	10%	17%	19%	17%	11%	20%	20%	19%	11%	0%
17 (Fairness of the County decision-making process, A)	Don't Know/Won't	50	5	8	2	23	1	2	6	17	14	11	0
			13%	10%	14%	6%	14%	11%	12%	15%	10%	15%	0%
	Base	396	49	60	31	171	8	18	51	118	134	75	0
			12%	15%	8%	43%	2%	5%	13%	30%	34%	19%	0%
	Excellent	33	6	5	3	12	0	2	3	11	10	7	0
			8%	12%	8%	10%	7%	11%	6%	9%	7%	9%	0%
	Good	123	20	17	6	56	0	7	14	27	43	32	0
			31%	41%	28%	19%	33%	39%	27%	23%	32%	43%	0%
	Fair	114	7	25	14	45	2	5	17	37	39	16	0
			29%	14%	42%	26%	25%	28%	33%	31%	29%	21%	0%
17 (Fairness of the County decision-making process, A)	Poor	65	8	5	4	32	4	2	7	17	29	10	0
			16%	16%	8%	13%	19%	11%	14%	14%	22%	13%	0%
	Don't Know/Won't	61	8	8	4	26	2	2	10	26	13	10	0
			15%	16%	13%	13%	15%	11%	20%	22%	10%	13%	0%

2018 Los Alamos County Community Survey

		Base	25-How many children under the age of 18 live in your household?					26-Just to ensure that we have a representative sample of Los Alamos County residents, please stop me when I read your age category.					
			One	Two	Three or more	None	Don't know/won't say	18-24 years	25-34 years	35-49 years	50-64 years	65 years and over	Won't say
17 (Communicating information about County news, meetings and events in a timely manner, A)	Base	394	49 12%	60 15%	30 8%	170 43%	8 2%	18 5%	51 13%	117 30%	134 34%	74 19%	0 0%
	Excellent	54 14%	10 20%	3 5%	4 13%	24 14%	0 0%	2 11%	5 10%	14 12%	19 14%	14 19%	0 0%
	Good	176 45%	20 41%	25 42%	20 67%	76 45%	2 25%	9 50%	18 35%	50 43%	58 43%	41 55%	0 0%
	Fair	97 25%	12 24%	20 33%	2 7%	44 26%	1 13%	5 28%	14 27%	28 24%	36 27%	14 19%	0 0%
	Poor	39 10%	5 10%	7 12%	3 10%	16 9%	4 50%	2 11%	7 14%	15 13%	13 10%	2 3%	0 0%
	Don't Know/Won't	28 7%	2 4%	5 8%	1 3%	10 6%	1 13%	0 0%	7 14%	10 9%	8 6%	3 4%	0 0%
17 (Providing information that citizens need to participate in County decisions, A)	Base	395	49 12%	60 15%	31 8%	170 43%	8 2%	18 5%	51 13%	118 30%	134 34%	74 19%	0 0%
	Excellent	41 10%	6 12%	2 3%	2 6%	21 12%	0 0%	2 11%	4 8%	12 10%	14 10%	9 12%	0 0%
	Good	150 38%	19 39%	21 35%	13 42%	65 38%	2 25%	9 50%	18 35%	32 27%	52 39%	39 53%	0 0%
	Fair	119 30%	15 31%	24 40%	10 32%	49 29%	1 13%	5 28%	13 25%	43 36%	40 30%	18 24%	0 0%
	Poor	54 14%	6 12%	8 13%	5 16%	21 12%	4 50%	2 11%	10 20%	17 14%	21 16%	4 5%	0 0%
	Don't Know/Won't	31 8%	3 6%	5 8%	1 3%	14 8%	1 13%	0 0%	6 12%	14 12%	7 5%	4 5%	0 0%
17 (Providing opportunities for citizen involvement in County decision-making, A)	Base	394	49 12%	59 15%	30 8%	170 43%	8 2%	18 5%	51 13%	116 29%	134 34%	75 19%	0 0%
	Excellent	44 11%	9 18%	1 2%	3 10%	21 12%	0 0%	1 6%	5 10%	11 9%	17 13%	10 13%	0 0%
	Good	150 38%	20 41%	24 41%	13 43%	63 37%	1 13%	9 50%	13 25%	38 33%	55 41%	35 47%	0 0%
	Fair	114 29%	10 20%	23 39%	7 23%	48 28%	4 50%	5 28%	20 39%	37 32%	32 24%	20 27%	0 0%
	Poor	51 13%	6 12%	6 10%	5 17%	22 13%	3 38%	2 11%	6 12%	16 14%	24 18%	3 4%	0 0%
	Don't Know/Won't	35 9%	4 8%	5 8%	2 7%	16 9%	0 0%	1 6%	7 14%	14 12%	6 4%	7 9%	0 0%

2018 Los Alamos County Community Survey

			25-How many children under the age of 18 live in your household?					26-Just to ensure that we have a representative sample of Los Alamos County residents, please stop me when I read your age category.						
		Base	One	Two	Three or more	None	Don't know/won't say	18-24 years	25-34 years	35-49 years	50-64 years	65 years and over	Won't say	
18 (Trustworthiness, A)	Base	395	50	56	32	170	8	19	52	114	133	77	0	
			13%	14%	8%	43%	2%	5%	13%	29%	34%	19%	0%	
	Don't Know/Won't	25	7	3	1	10	1	4	5	5	8	3	0	
		6%	14%	5%	3%	6%	13%	21%	10%	4%	6%	4%	0%	
	1 - Not Trustworthy At	28	2	3	3	11	2	2	2	10	13	1	0	
		7%	4%	5%	9%	6%	25%	11%	4%	9%	10%	1%	0%	
	2	34	2	4	4	17	1	0	4	13	12	5	0	
		9%	4%	7%	13%	10%	13%	0%	8%	11%	9%	6%	0%	
	3	106	11	23	6	43	3	4	19	31	35	17	0	
		27%	22%	41%	19%	25%	38%	21%	37%	27%	26%	22%	0%	
4	129	15	14	13	59	1	7	15	38	40	29	0		
	33%	30%	25%	41%	35%	13%	37%	29%	33%	30%	38%	0%		
5 - Very Trustworthy	73	13	9	5	30	0	2	7	17	25	22	0		
	18%	26%	16%	16%	18%	0%	11%	13%	15%	19%	29%	0%		
20 (Confidence in County's ability to handle issues, A)	Base	372	42	56	31	161	7	16	46	111	125	74	0	
			11%	15%	8%	43%	2%	4%	12%	30%	34%	20%	0%	
	Don't Know/Won't	4	0	0	0	4	0	1	0	1	1	1	0	
		1%	0%	0%	0%	2%	0%	6%	0%	1%	1%	1%	0%	
	1 - Not Confident At All	23	2	2	4	8	2	2	1	9	10	1	0	
		6%	5%	4%	13%	5%	29%	13%	2%	8%	8%	1%	0%	
	2	36	2	6	2	14	2	2	6	11	13	4	0	
		10%	5%	11%	6%	9%	29%	13%	13%	10%	10%	5%	0%	
	3	118	9	29	6	50	2	3	18	36	40	21	0	
		32%	21%	52%	19%	31%	29%	19%	39%	32%	32%	28%	0%	
4	131	19	8	14	61	1	6	13	37	42	33	0		
	35%	45%	14%	45%	38%	14%	38%	28%	33%	34%	45%	0%		
5 - Very Confident	60	10	11	5	24	0	2	8	17	19	14	0		
	16%	24%	20%	16%	15%	0%	13%	17%	15%	15%	19%	0%		
21-Do you live in Los Alamos or White Rock?	Base	403	51	60	32	172	8	20	52	119	134	78	0	
			13%	15%	8%	43%	2%	5%	13%	30%	33%	19%	0%	
	Los Alamos	294	39	42	19	122	6	15	44	87	91	57	0	
		73%	76%	70%	59%	71%	75%	75%	85%	73%	68%	73%	0%	
	White Rock	108	11	18	13	50	2	5	8	32	42	21	0	
		27%	22%	30%	41%	29%	25%	25%	15%	27%	31%	27%	0%	
	Don't know	0	0	0	0	0	0	0	0	0	0	0	0	
		0%	0%	0%	0%	0%	0%	0%	0%	0%	0%	0%	0%	
	Won't say	1	1	0	0	0	0	0	0	0	1	0	0	
		0%	2%	0%	0%	0%	0%	0%	0%	0%	1%	0%	0%	

2018 Los Alamos County Community Survey Results

August 2018



Agenda

- Objectives
- Main takeaways from the findings
- Questions



Objectives

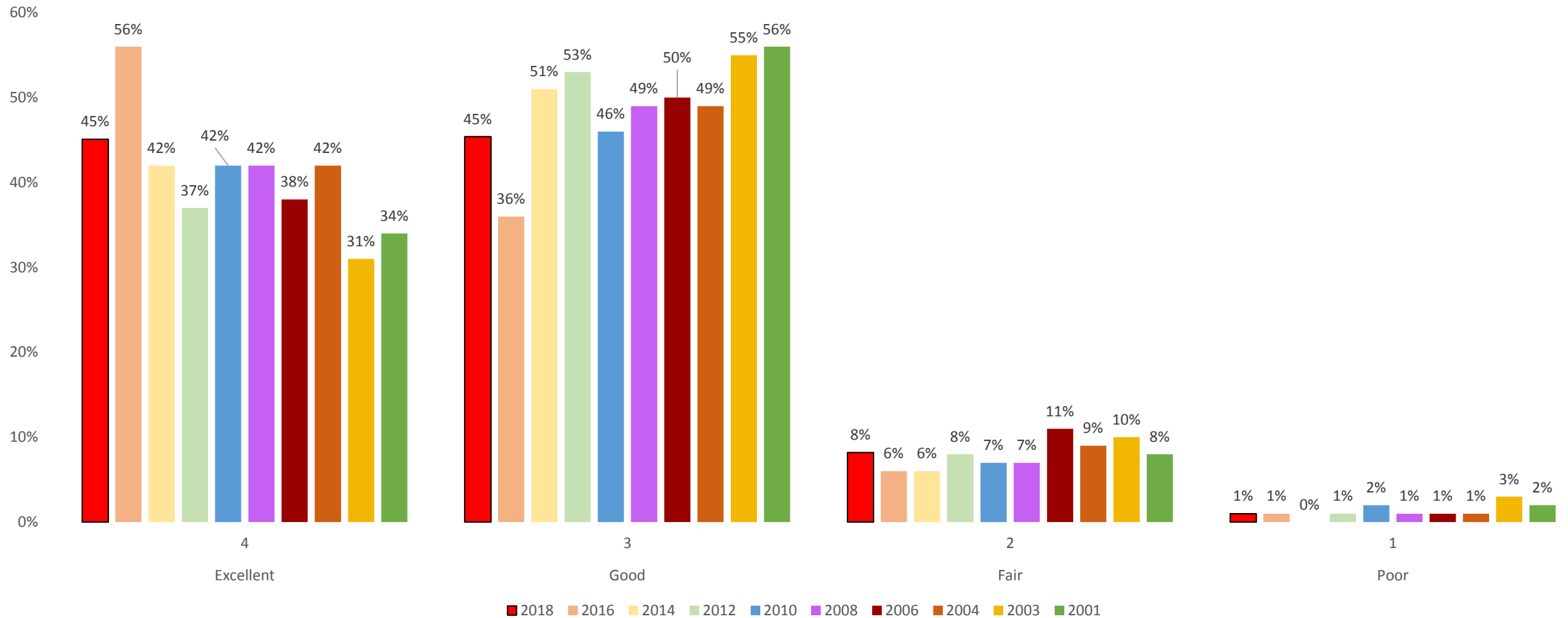


- Monitor and assess perceptions and satisfaction regarding Los Alamos County Community Services
- To measure changes over time regarding perceptions and satisfaction regarding Los Alamos Community Services

Findings - Main Takeaways

MAIN TAKEAWAYS

Overall Rating of the Quality of Life in Los Alamos County



MAIN TAKEAWAYS

The average rating of 3.3 (out of 4) for rating “Overall Quality of Life” in Los Alamos was slightly lower than the 2016 rating (3.5), but very similar to previous years’ survey responses.

Twenty-one percent of (21%) people between the ages of 18-24 rated “services provided by Los Alamos County” lowest: fair (16%), poor (5%).

MAIN TAKEAWAYS

The top three suggestions for making Los Alamos a better place to live were:

- 1) More/Better Recreation (15% of the respondents)
- 2) Permits/Code Enforcement /Building Vacancy (15%)
- 3) More Business (14%)



MAIN TAKEAWAYS

Seventy-three percent (73%) of the respondents indicated that they had contact with an employee in the last 12 months, up substantially from 2016 (52%).

Average 2018 ratings for county employees was similar to 2016 in all areas, with the exception of a slightly increased average rating for “courtesy” (3.4 versus 3.3).

Overall Rating of Los Alamos County Employees							
	Year	4 -Excellent	3-Good	2-Fair	1-Poor	DNK	Mean
Knowledge	2018	50%	31%	13%	5%	0%	3.3
	2016	46%	40%	8%	6%	1%	3.3
	2014	50%	40%	6%	2%	2%	3.4
Responsiveness	2018	52%	30%	11%	6%	1%	3.3
	2016	50%	34%	8%	7%	1%	3.3
	2014	59%	33%	6%	2%	1%	3.5
Courtesy	2018	59%	29%	8%	4%	0%	3.4
	2016	66%	25%	3%	5%	4%	3.3
	2014	71%	24%	3%	2%	0%	3.4

MAIN TAKEAWAYS

Average 2018 ratings for Quality of: “street repairs,” “recycling services,” “senior center programs and activities,” and “recreational services provided” dropped compared to 2016.

This is likely due to the demographic responses in the 2018 survey that included younger respondents who tended to rate these services lower than other demographic groups).

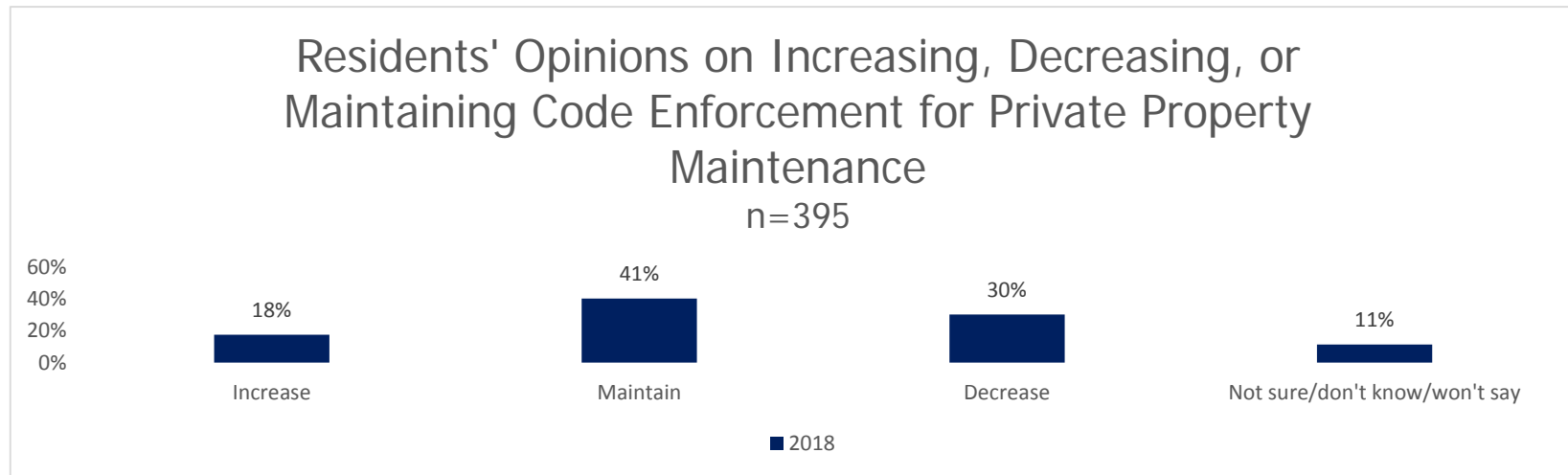
Overall Rating of Services and Facilities							
	Year	4 - Excellent	3- Good	2-Fair	1-Poor	DK	Mean
Quality of street repairs	2018	10%	48%	24%	16%	2%	2.5
	2016	17%	50%	24%	7%	1%	2.8
	2014	14%	53%	27%	6%	1%	2.8
Quality of residential recycling services	2018	33%	47%	13%	4%	2%	3.1
	2016	46%	43%	7%	1%	3%	3.4
	2014	36%	52%	10%	1%	1%	3.2
Senior Center programs and activities	2018	15%	17%	3%	1%	64%	3.3
	2016	20%	23%	2%	1%	54%	3.4
	2014	18%	21%	3%	-	58%	3.3
Quality of recreation services provided by Los Alamos County	2018	28%	45%	18%	5%	4%	3.0
	2016	31%	48%	10%	3%	8%	3.2
	2014	27%	49%	16%	2%	7%	3.1

MAIN TAKEAWAYS

Code Enforcement: Residential Properties

Seventy-one percent (71%) of the respondents indicated that they felt the current level of residential code enforcement should be maintained (41%) or decreased (30%).

Less than 20% of the respondents (18%) felt like enforcement should be increased. The consensus was to maintain or decrease residential code enforcement.



MAIN TAKEAWAYS

Code Enforcement: Residential Properties

There are specific areas that respondents felt code enforcement staff should focus on: Seventy-nine percent (79%) of the respondents rated the need to enforce code violations for “abandoned or inoperable vehicles in front yards” (increase enforcement (44%) or maintain enforcement (35%)) (the number one priority for enforcement of residential regulations).

Eighty-six percent (86%) of the respondents felt that code enforcement for “unsafe structures” should be maintained (50%) or increased (36%).

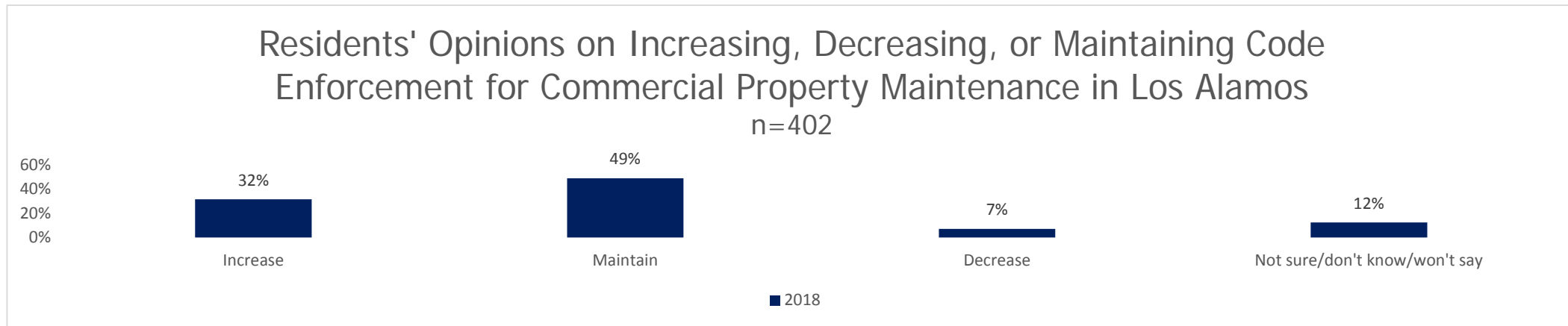
Overall Ratings: County needs to increase, maintain or decrease current code enforcement efforts for the following items.				
	Increase	Maintain	Decrease	Don't Know/ Won't Say
Abandoned or inoperable vehicles in front yards	44%	35%	14%	6%
Unsafe structures	36%	50%	6%	9%
Vehicles parked on front lawns or unpaved surfaces	32%	38%	25%	6%
Shrubs or other vegetation overgrown onto the sidewalk or other public areas	32%	50%	14%	5%
Trash or other debris	30%	51%	13%	5%
Overgrown or noxious weeds	25%	46%	24%	5%
General disrepair of a homes' exterior such as degrading paint, stucco, roof, siding and the like	23%	45%	26%	6%

MAIN TAKEAWAYS

Code Enforcement: Commercial Properties

Eighty-one percent (81%) of respondents said that the current level of code enforcement for commercial property should be increased (32%) or maintained (49%) in Los Alamos, while seventy-two percent (72%) of the respondents said that code enforcement for commercial property should be increased (31%) or maintained (41%) in White Rock.

Maintaining or increasing code enforcement of commercial properties was a more critical issue for respondents than maintaining or increasing code enforcement for residential properties.



MAIN TAKEAWAYS



Baby Bugs

Hold your baby in your lap for rhymes and bounces then stay for play.

Ages 0-2
Tuesdays at MPL
10:05-10:30

Library Services

Library visitation dropped slightly between 2018 (86%) and 2016 (89%).

Residents between the ages of 18 and 24 were less likely to have visited the library in the last 12 months than other age group (74%).

MAIN TAKEAWAYS

Library Services

Library visitation dropped slightly between 2018 (86%) and 2016 (89%). Residents between the ages of 18 and 24 were less likely to have visited the library in the last 12 months than other age group (74%).

Overall 2018 ratings for the “Quality of Library Services” dropped slightly compared to 2016 as a result of younger respondents.

Residents between the ages of 18 and 24 were significantly less likely to rate the overall quality of library services as excellent, with only 40% giving them a rating of excellent.

MAIN TAKEAWAYS

Atomic City Transit

Over half of the respondents (53%) used Atomic City Transit in the last 12 months.

Single member households were least likely to use Atomic City Transit (38%), while households with four or more people living in them were most likely to have used Atomic City Transit (68%).

Sixty-seven percent of the respondents rated the “Quality of Experience” using Atomic City Transit as excellent, a 9% improvement over 2016.

The average rating for Atomic City Transit increased slightly between 2016 and 2018 (3.5 to 3.6).



MAIN TAKEAWAYS

Safety, Police Services Fire, Emergency Medical and Rescue Services

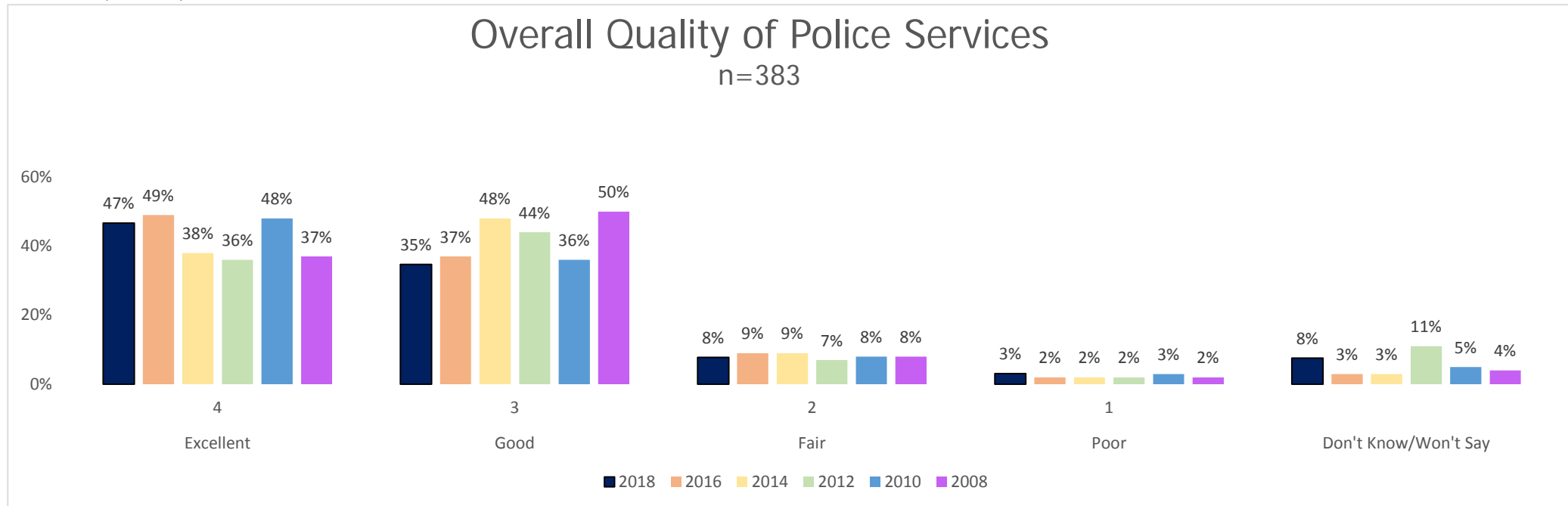
Average 2018 ratings for the “Quality of Police Services” stayed the same as 2016 (3.4).

Respondents’ average ratings for the “Quality of Fire, Emergency Medical and Rescue Services” dropped between 2016 and 2018 (from 3.7 to 3.4).

MAIN TAKEAWAYS

Safety, Police Services Fire, Emergency Medical and Rescue Services

Average 2018 ratings for the “Quality of Police Services” stayed the same as 2016 (3.4).

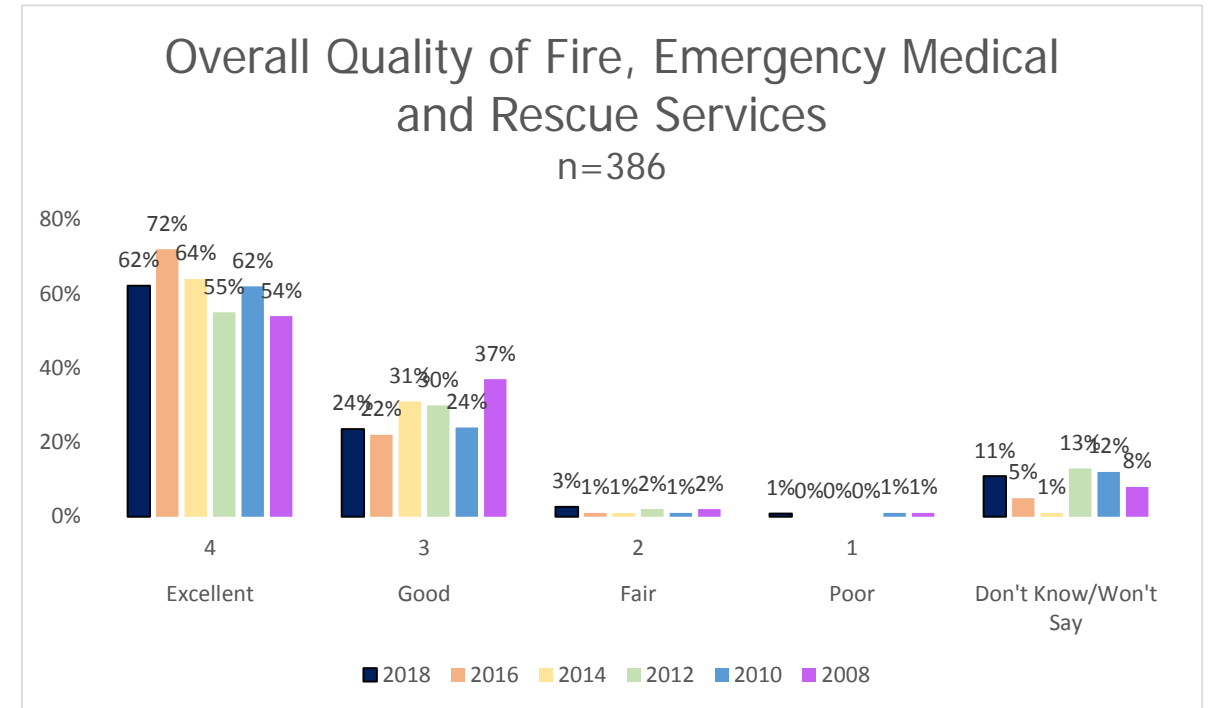


MAIN TAKEAWAYS

Safety, Police Services Fire, Emergency Medical and Rescue Services

Respondents' average ratings for the "Quality of Fire, Emergency Medical and Rescue Services" dropped between 2016 and 2018 (from 3.7 to 3.4).

Residents who have lived in Los Alamos for between 6 and 10 years were most likely to rate the quality of fire, emergency medical and rescue services as excellent (73%), followed by residents who have lived here for more than 20 years (65%).



MAIN TAKEAWAYS

Overall, respondents rated the “Level of Safety Walking Alone at Night” a 3.7.

This is similar to previous years.

Los Alamos residents were more likely to indicate that they always feel safe while walking alone after dark than White Rock residents (68% vs. 60%)



MAIN TAKEAWAYS

Communication and Information

Overall 2018 ratings in areas of Communication and Information varied by topic compared to 2016.

Communicating information about news, meetings and events in a timely manner dropped from 2016 (2018-2.5, 2016-2.9). The drop from 2016 is likely due to a more balanced 2018 response from younger respondents and changes in how residents communicate.



MAIN TAKEAWAYS

Communication and Information

“Openness of the County Decision-Making Process” (2018-2.9, 2016-2.6) and “Fairness of the County Decision-Making Process” (2018-2.9, 2016-2.6) both had substantial increases compared to 2016.



MAIN TAKEAWAYS

Trustworthiness of Los Alamos Government

The average rating for trustworthiness of the Los Alamos County government was 3.5 in 2018.

Los Alamos residents were more likely to rate the trustworthiness of the Los Alamos County government as very trustworthy than White Rock residents (21% vs. 12%).



MAIN TAKEAWAYS

The top two open-ended reasons given for higher ratings regarding trustworthiness were:

“Transparency/good communication/honest” (15%)

“They do a good job/satisfied/no problems” (11%)

The two lowest ratings were:

“Government overstepping bounds/not listening” (19%)

“Self-serving/favoritism issues” (16%) (The 2018 average confidence level with regard to the “Los Alamos County’s Ability to Handle Issues” was the same as 2016 (3.6))



Questions



County of Los Alamos

Staff Report

August 21, 2018

Los Alamos, NM 87544
www.losalamosnm.us

Agenda No.: A.

Index (Council Goals): * 2018 Council Goal – Quality Governance – Operational Excellence – Maintain Quality Essential Services and Supporting Infrastructure Including Updated Enterprise Software and Permitting

Presenters: Naomi Maestas

Legislative File: 11055-18

Title

County Council Minutes for July 31, 2018 and August 7, 2018.

Recommended Action

I move that Council approve the County Council Minutes for July 31, 2018 and August 7, 2018.

Clerk's Recommendation

The County Clerk recommends that Council approve the minutes as presented.

Attachments

A - County Council Minutes for July 31, 2018

B - County Council Minutes for August 7, 2018



County of Los Alamos

Los Alamos, NM 87544
www.losalamosnm.us

Minutes

County Council – Regular Session

*David Izraelevitz, Council Chair; Christine Chandler, Vice Chair;
Antonio Maggiore, Susan O'Leary, Morris Pongratz
Rick Reiss and Pete Sheehey, Councilors*

Tuesday, July 31, 2018

6:00 PM

Council Chambers – 1000 Central Avenue
TELEVISED

1. OPENING/ROLL CALL

The Council Vice Chair, Christine Chandler, called the meeting to order at 6:00 p.m.

The following Councilors were in attendance:

Present: 3 - Councilor Chandler, Councilor Pongratz, and Councilor Reiss

Remote: 1 - Councilor O'Leary

Absent: 3 - Councilor Izraelevitz, Councilor Maggiore, and Councilor Sheehey

Councilor Izraelevitz arrived at the meeting at 7:29 p.m.

2. PLEDGE OF ALLEGIANCE

Led by: All

3. STATEMENT REGARDING CLOSED SESSION

A motion was made by Councilor Pongratz, seconded by Councilor Reiss, that Council approve the following statement for inclusion in the minutes: "The matters discussed in the closed session held on July 31, 2018 that began at 5:00 p.m. were limited only to those topics specified in the notice of the closed session, and no action was taken on any matter in that closed session."

The motion passed by acclamation with the following vote:

Yes: 4 - Councilor Chandler, Councilor O'Leary, Councilor Pongratz, and Councilor Reiss

Absent: 3 - Councilor Izraelevitz, Councilor Maggiore, and Councilor Sheehey

4. PUBLIC COMMENT

Ms. Amy Rogers, 2711 Walnut Street, President of the Los Alamos Stable Owners, read the Los Alamos Stable Association Flow Trail Position Statement.

Ms. Wendy Burns, 1225 Los Pueblos Street, spoke regarding the flow trail in Bayo Canyon.

Ms. Kristin Tobias, 247 Maple Drive, spoke regarding the flow trail in Bayo Canyon.
Ms. Nancy Boudrie, 2565 36th Street, spoke regarding the flow trail Bayo Canyon.
Ms. June Wall, 665 Totavi Street, representing the Equestrian Communities, spoke regarding the flow trail in Bayo Canyon.
Mr. Louis Shulte, 893 Pine Street, spoke regarding Bayo Canyon flow trail contract.

5. APPROVAL OF AGENDA

Mr. Alvin Leaphart, County Attorney, spoke.

A motion was made by Councilor Reiss, seconded by Councilor Pongratz, to approve the agenda with the removal of Item 10.D.

The motion passed with the following vote:

Yes: 4 - Councilor Chandler, Councilor O'Leary, Councilor Pongratz, and Councilor Reiss

Absent: 3 - Councilor Izraelevitz, Councilor Maggiore, and Councilor Sheehey

6. PRESENTATIONS, PROCLAMATIONS AND RECOGNITIONS

- A.** Proclamation declaring the Month of August as "Bear Month" in Los Alamos County
Councilor Pongratz read and presented the proclamation to Mr. James Robinson.

7. PUBLIC COMMENT FOR ITEMS ON CONSENT AGENDA

Ms. Lisa Reader, 3217 Woodland Road, spoke regarding the Equine Livestock Advisory Subcommittee.

8. CONSENT AGENDA

Consent Motion:

A motion was made by Councilor Reiss, seconded by Councilor Pongratz, that Council approve the items on the Consent Agenda, as presented, and that the motions contained in the staff reports be included for the record.

- A.** Approval of the June 30, 2018 Quarterly Report as Required by the State of New Mexico Department of Finance and Administration's Local Government Division

I move that Council approve the June 30, 2018 Quarterly Report to be submitted as required to the State of New Mexico Department of Finance and Administration's Local Government Division.

- B.** Consideration of Establishment of Equine Livestock Advisory Subcommittee

I move that Council approve the establishment of the Equine Livestock Advisory Subcommittee (ELAS) under the Parks & Recreation Board and direct staff to fill the roles of the subcommittee.

Approval of the Consent Agenda:

The motion passed with the following vote:

Yes: 4 - Councilor Chandler, Councilor O'Leary, Councilor Pongratz, and Councilor Reiss

Absent: 3 - Councilor Izraelevitz, Councilor Maggiore, and Councilor Sheehey

9. INTRODUCTION OF ORDINANCE(S)

- A.** Ordinance No. 686 Authorization the Sale of Certain County-Owned Real Property Located in the Incorporated County of Los Alamos Generally Described as Lot 5C 20th Street to Verdad Real Estate, Inc.

Councilor Reiss introduced, without prejudice, Incorporated County Of Los Alamos Ordinance No. 686; AN ORDINANCE AUTHORIZING THE SALE OF CERTAIN COUNTY-OWNED REAL PROPERTY LOCATED IN THE INCORPORATED COUNTY OF LOS ALAMOS GENERALLY DESCRIBED AS LOT 5C 20TH STREET TO VERDAD REAL ESTATE, INC. and ask staff to assure it is published as provided in the County Charter.

10. PUBLIC HEARING(S)

- A.** Incorporated County Of Los Alamos Ordinance No. 682; an Ordinance authorizing the sale of certain County-owned real property within Tract MM to Los Alamos RE, LLC

Ms. Joanie Ahlers, Economic Development Administrator, spoke.

Mr. Alvin Leaphart, County Attorney, spoke.

Mr. Matt Miles, Los Alamos RE, LLC Manager, spoke.

Public Comment:

None.

A motion was made by Councilor Pongratz, seconded by Councilor Reiss, that Council adopt Incorporated County Of Los Alamos Ordinance No. 682; an ordinance authorizing the sale of certain county-owned real property within Tract MM to Los Alamos RE, LLC and ask staff to assure it is published as provided in the County Charter.

The motion passed with the following vote:

Yes: 4 - Councilor Chandler, Councilor O'Leary, Councilor Pongratz, and Councilor Reiss

Absent: 3 - Councilor Izraelevitz, Councilor Maggiore, and Councilor Sheehey

- B.** Incorporated County of Los Alamos Ordinance No. 684, an Ordinance Amending the Delayed Repeal of the County Regional Transit Gross Receipts Tax and Reauthorizing the Tax

Mr. Steven Lynne, Deputy County Manager, spoke.

Mr. Anthony Mortillaro, Executive Director North Central Regional District, spoke.

Public Comment:

None.

A motion was made by Councilor Pongratz, seconded by Councilor Reiss, that the County Council adopt Incorporated County of Los Alamos Ordinance No. 684, an Ordinance Amending the Delayed Repeal of the County Regional Transit Gross Receipts Tax and Reauthorizing the Tax; *and further moved*, that upon passage, the Ordinance be published in summary form.

The motion passed with the following vote:

Yes: 4 - Councilor Chandler, Councilor O'Leary, Councilor Pongratz, and Councilor Reiss

Absent: 3 - Councilor Izraelevitz, Councilor Maggiore, and Councilor Sheehey

- C. Incorporated County of Los Alamos Ordinance No. 685 County Regional Transit Gross Receipts Tax Reauthorization Election

Mr. Steven Lynne, Deputy County Manager, spoke.

Public Comment:
None.

A motion was made by Councilor Reiss, seconded by Councilor Pongratz, that Council adopt Incorporated County of Los Alamos Ordinance No. 685 County Regional Transit Gross Receipts Tax Reauthorization Election; *and further moved*, that upon passage, the Ordinance be published as required.

The motion passed with the following vote:

Yes: 4 - Councilor Chandler, Councilor O'Leary, Councilor Pongratz, and Councilor Reiss

Absent: 3 - Councilor Izraelevitz, Councilor Maggiore, and Councilor Sheehey

- D. Incorporated County of Los Alamos Code Ordinance No. 683, An Ordinance to Authorize the Refinance and Reissuance of Amended Loan and Promissory Note Agreements with the New Mexico Environment Department to Reflect a Reduction of the Prior Loan Principal Balance, Lowered Interest Rate and Extension of the Payment Term

This item was removed from the agenda.

11. BUSINESS

- A. Discussion to Consider Charter for the Animal Shelter Ad Hoc Advisory Committee (ASAC)

Public Comment:
Ms. Wendee Brunish, 1225 Los Pueblos Drive, spoke.
Mr. James Robinson, 3493 Pueblo Drive, spoke.
Mr. Steas Snapp, 2173 Loma Linda Drive, spoke.
Ms. Amy Rogers, 2711 Walnut Street, spoke.
Mr. James Van Sickle, 991 Tsankawi Street, spoke.
Ms. Sally Wilkins, 1830 Los Pueblos Drive, spoke.

A motion was made by Councilor O'Leary, seconded by Councilor Pongratz, that Council Adopt the Animal Shelter Ad Hoc Advisory Committee Charter and direct staff to begin recruitment of members.

The motion passed with the following vote:

Yes: 4 - Councilor Chandler, Councilor O'Leary, Councilor Pongratz, and Councilor Reiss

Absent: 3 - Councilor Izraelevitz, Councilor Maggiore, and Councilor Sheehey

B. Homebuyer Assistance Program Policies & Procedures Amendments

Mr. Paul Andrus, Community Development Director, spoke.

Public Comment:
None.

A motion was made by Councilor O'Leary, seconded by Councilor Pongratz, that Council approve the proposed changes to the Homebuyer Assistance Program Policies and Procedures.

The motion passed with the following vote:

Yes: 4 - Councilor Chandler, Councilor O'Leary, Councilor Pongratz, and Councilor Reiss

Absent: 3 - Councilor Izraelevitz, Councilor Maggiore, and Councilor Sheehey

Councilor Izraelevitz arrived before the discussion of Item 12, at 7:29 p.m.

12. COUNCIL BUSINESS

A. Appointments

1.) Board/Commission Appointment(s) - Valuation Protests Board

Mr. Steven Lynne, Deputy County Manager, spoke.

A motion was made by Councilor Pongratz, seconded by Councilor Reiss, that Council appoint Bob Harmon as the Valuation Protests Board Professional representative and Karl Hjelvik as the Valuation Protests Board Professional representative alternate, with demonstrated experience in the field of property valuation, and Richard Klamann as the Valuation Protests Board Community representative alternate, all for the remainder of the terms ending June 25, 2019.

Public Comment:
None.

The motion passed with the following vote:

Yes: 5 - Councilor Chandler, Councilor Izraelevitz, Councilor O'Leary, Councilor Pongratz, and Councilor Reiss

Absent: 2 - Councilor Maggiore and Councilor Sheehey

2.) Board/Commission Appointment for the Planning and Zoning Commission

A motion was made by Councilor Reiss, that Council appoint nominate Ralph Chapman, Jacqueline Shen, or Richard Thompson to fill one (1) vacancy on the Planning and Zoning Commission; and further moved, that Council appoint the nominee to the vacant position by roll call vote. The nominee with the highest votes of four or more will be appointed to a partial term beginning April 01, 2016 and ending on March 31, 2019. The appointee will be eligible for 2 full terms with the first term beginning 04/01/2019.

Public Comment:
None.

Councilor Chandler called for a roll call vote to appoint members to the Planning and Zoning Commission:

Councilor's Izraelevitz, Pongratz, Reiss, and O'Leary, voted for:
Ralph Chapman

Councilor Chandler voted for:
Richard Thompson

After a roll call vote, Mr. Ralph Chapman was appointed.

B. Board, Commission and Committee Liaison Reports

Councilor Reiss reported on the Art in Public Places Board.

Councilor Chandler reported the Utilities Department and the Utilities Board are planning on coming forth with a sewer rate increase.

Councilor Pongratz reported on the Regional Coalition LANL Communities.

C. County Manager's Report

County Manager Harry Burgess reported on the Munis implementation.

D. Council Chair Report

Councilor Izraelevitz reported on the trip to Washington DC, attended a meeting with the Los Alamos National Laboratory Director Designate Thom Mason, and attended the meeting in Santa Fe regarding the land boundary exchange.

E. General Council Business

Councilor Pongratz reported on the trip to Washington DC.

F. Approval of Councilor Expenses

A motion was made by Councilor Reiss, seconded by Councilor Pongratz, to approve the travel expenses for Councilor Izraelevitz to attend the Energy Community Alliance meeting in September.

The motion passed with the following vote:

Yes: 5 - Councilor Chandler, Councilor Izraelevitz, Councilor O'Leary, Councilor Pongratz, and Councilor Reiss

Absent: 2 - Councilor Maggiore and Councilor Sheehey

G. Preview of Upcoming Agenda Items

None.

13. COUNCILOR COMMENTS

None.

14. PUBLIC COMMENT

None.

15. ADJOURNMENT

The meeting adjourned at 8:11 p.m.

INCORPORATED COUNTY OF LOS ALAMOS

David Izraelevitz, Council Chair

Attest:

Naomi D. Maestas, County Clerk

Meeting Transcribed by: Francella M. Montoya, Senior Deputy Clerk



County of Los Alamos

Los Alamos, NM 87544
www.losalamosnm.us

Minutes

County Council – Regular Session

*David Izraelevitz, Council Chair; Christine Chandler, Vice Chair;
Antonio Maggiore, Susan O'Leary, Morris Pongratz
Rick Reiss and Pete Sheehey, Councilors*

Tuesday, August 7, 2018

6:00 PM

Council Chambers – 1000 Central Avenue
TELEVISED

1. OPENING/ROLL CALL

The Council Chair, David Izraelevitz, called the meeting to order at 6:00 p.m.

The following Councilors were in attendance:

Present: 6 - Councilor Izraelevitz, Councilor Chandler, Councilor Maggiore, Councilor Pongratz,
Councilor Reiss, and Councilor Sheehey

Absent: 1 - Councilor O'Leary

2. PLEDGE OF ALLEGIANCE

Led by: All

3. STATEMENT REGARDING CLOSED SESSION

A motion was made by Councilor Chandler, seconded by Councilor Pongratz, that Council approve the following statement for inclusion in the minutes: "The matters discussed in the closed session held on August 7, 2018 that began at 5:00 p.m. were limited only to those topics specified in the notice of the closed session, and no action was taken on any matter in that closed session."

The motion passed by acclamation with the following vote:

Yes: 6 - Councilor Izraelevitz, Councilor Chandler, Councilor Maggiore,
Councilor Pongratz, Councilor Reiss, and Councilor Sheehey

Absent: 1 - Councilor O'Leary

4. PUBLIC COMMENT

None.

5. APPROVAL OF AGENDA

A motion was made by Councilor Maggiore, seconded by Councilor Reiss, to approve the agenda as presented.

The motion passed by acclamation with the following vote:

**Yes: 6 - Councilor Izraelevitz, Councilor Chandler, Councilor Maggiore,
Councilor Pongratz, Councilor Reiss, and Councilor Sheehey**

Absent: 1 - Councilor O'Leary

6. PRESENTATIONS, PROCLAMATIONS AND RECOGNITIONS

- A.** Proclamation declaring Thursday, August 9, 2018 as "Los Alamos Coworking Day" in Los Alamos County
- Councilor Sheehey read and presented the proclamation to Ms. Burgundy Brock, projectY Community & Marketing Manager.

7. PUBLIC COMMENT FOR ITEMS ON CONSENT AGENDA

None.

8. CONSENT AGENDA

Consent Motion:

A motion was made by Councilor Reiss, seconded by Councilor Maggiore, that Council approve the items on the Consent Agenda, as presented, and that the motions contained in the staff reports be included for the record.

- A.** County Council Minutes for July 24, 2018

I move that Council approve the County Council Minutes for July 24, 2018.

- B.** Consideration of Budget Revision 2019-06 Library Collections

I move that Council approve Budget Revision 2019-06 as summarized on attachment A and that the attachment be made a part of the minutes of this meeting.

Approval of the Consent Agenda:

The motion passed with the following vote:

**Yes: 6 - Councilor Izraelevitz, Councilor Chandler, Councilor Maggiore,
Councilor Pongratz, Councilor Reiss, and Councilor Sheehey**

Absent: 1 - Councilor O'Leary

9. INTRODUCTION OF ORDINANCE(S)

- A. Incorporated County of Los Alamos Code Ordinance No. 02-287; an Ordinance Adopting a New Article to be Added to Chapter 34, Streets, Sidewalks and Other Public Places, to be Designated Article IV and Entitled "Addressing and Road Naming," and Amending Other Provisions of the Code to be Consistent Therewith.

Councilor Pongratz introduced, without prejudice, Incorporated County Of Los Alamos Ordinance No. 02-287, an Ordinance Adopting a New Article to be Added to Chapter 34, Streets, Sidewalks and Other Public Places, to be Designated Article IV and Entitled "Addressing and Road Naming," and Amending Other Provisions of the Code to be Consistent Therewith, and ask staff to assure that it is published as provided in the County Charter.

10. COUNCIL BUSINESS

A. Appointments

- 1.) Board Appointments for the newly established Community Development Advisory Board

A motion was made by Councilor Maggiore, that Council nominate Nancy Cerutti, Denise Derkacs, Anna Dillane, Cindy Hollabaugh, Jaime Kennedy, Catherine Ozment, Andrea Pistone, Daniel Seitz, Rose Stephens, Aaron D. Walker, Julie Walker, Laura Burrows, William Dai for the seven (7) vacancies on the newly established Community Development Advisory Board; *and further moved*, that Council appoint the nominees to the vacant positions by roll call vote. Each Councilor can vote for up to seven (7) nominees. The seven nominees with the highest vote counts of four or more will be appointed to one of two terms as determined by the County Council Chair: a partial term beginning August 15, 2018 and ending on August 14, 2019 or, a full term beginning on August 15, 2018 and ending on August 14, 2020.

Councilor Izraelevitz called for a roll call vote to appoint members to the Community Development Advisory Board.

Councilor Pongratz voted for:

Ms. Nancy Cerutti

Councilor's Chandler, Izraelevitz, Pongratz, Reiss, and Sheehey, voted for:

Ms. Denise Derkacs

Councilor's Maggiore and Sheehey voted for:

Ms. Anna Dillane

Councilor's Chandler, Izraelevitz, Maggiore, Pongratz, Reiss, and Sheehey, voted for:

Ms. Cindy Hollabaugh

Councilor's Chandler, Izraelevitz, Maggiore, Pongratz, and Reiss, voted for:

Ms. Jaime Kennedy

Councilor's Chandler, Izraelevitz, Maggiore, Reiss, and Sheehey, voted for:

Ms. Catherine Ozment

Councilor's Chandler, Izraelevitz, Maggiore, Reiss, and Sheehey, voted for:

Ms. Andrea Pistone

Councilor's Pongratz and Sheehey voted for:

Ms. Rose Stephens

Councilor's Chandler, Izraelevitz, Maggiore, Reiss, and Sheehey, voted for:

Mr. Aaron D. Walker

Councilor Pongratz voted for:

Ms. Laura Burrows

Councilor's Chandler, Izraelevitz, Maggiore, Pongratz, and Reiss, voted for:

Mr. William Dai

After a roll call vote, Ms. Denise Derkacs, Ms. Cindy Hollabaugh, Mr. Jaime Kennedy, Ms. Catherine Ozment, Ms. Andrea Pistone, Mr. Aaron D. Walker, and Mr. William Dai, were appointed.

A motion was made by Councilor Reiss, seconded by Councilor Pongratz, that Council acknowledge that Catherine Ozment intends to continue serving on the Art in Public Places Board while serving on the Community Development Advisory Board, Council finds these two positions not incompatible, Council approves of her serving concurrently on both boards, and hereby appoints Catherine Ozment to the Community Development Advisory Board.

Public Comment:

None.

The motion passed with the following vote:

Yes: 6 - Councilor Izraelevitz, Councilor Chandler, Councilor Maggiore, Councilor Pongratz, Councilor Reiss, and Councilor Sheehey

Absent: 1 - Councilor O'Leary

B. Board, Commission and Committee Liaison Reports

None.

C. County Manager's Report

County Manager Harry Burgess reported on the special audit regarding the Regional Coalition of Los Alamos National Laboratory Communities, and the County Fair and Rodeo.

D. Council Chair Report

None.

E. General Council Business

None.

F. Approval of Councilor Expenses

None.

G. Preview of Upcoming Agenda Items

Councilor Maggiore requested an item relating to the ordinance that established the Community Development Advisory Board to be placed on an upcoming agenda.

11. COUNCILOR COMMENTS

None.

12. PUBLIC COMMENT

Mr. Brady Burke, 2310 39th Street, spoke regarding the ordinance on the agenda.

13. ADJOURNMENT

The meeting adjourned at 6:33 p.m.

INCORPORATED COUNTY OF LOS ALAMOS

David Izraelevitz, Council Chair

Attest:

Naomi D. Maestas, County Clerk

Meeting Transcribed by: Francella M. Montoya, Senior Deputy Clerk

Budget Revision 2019-06 Library Collections

Council Meeting Date: Aug 7, 2018

	Fund/Dept	Munis Org	Revenue (decrease)	Expenditures (decrease)	Transfers In(Out)	Fund Balance (decrease)
1	General Fund - Library GO Bonds	01151520 8519		\$ 26,943		\$ (26,943)
2	General Fund - Library Collections Carryover	01151030 8519		\$ 7,834		\$ (7,834)
3	General Fund - Library Friends of the Library	01151510 8519		\$ 82,018		\$ (82,018)
4	General Fund - Library Lost & Paid Fees	01151030 8519		\$ 10,376		\$ (10,376)

Description: The purpose of this budget revision is to increase the expenditure budget for Library Collections for 2016 GO Bond (\$26,943), Friends of the Library (\$82,018), and Lost & Paid Fees (\$10,376). The Friends of the Library is made up of \$50,000 for FY2019 and a carryover of FY2018 donations not expended in the amount of \$32,018. The budget revision also includes a carryover of \$7,834 which was encumbered, but not expended in FY2018. Revenues were included in prior or current year budgets, but the related expenditures were not previously budgeted.

Fiscal Impact: The net fiscal impact to the General Fund is an increase to expenditures and an decrease in fund balance of \$127,171.

Los Alamos County Council
Regular Meeting
August 7, 2018
Item 8.B.