



Los Alamos County  
Community Development Department  
**MOBILE FOOD VENDING SURVEY**

**Survey Date:** October 8<sup>th</sup> – November 8th, 2021  
**Subject:** Public input regarding allowing mobile food vending in Los Alamos County  
**Conducted by:** Los Alamos County, Los Alamos County Community Development Center  
**CDD :** Sobia Sayeda, Senior Planner

---

**Summary:** Breakdown of the survey.

Survey conducted for a month from October to November

654 people responded; majority of respondents were between the ages of 25-74

Over 60% (61.47% 402 people) would frequent a food truck 1-2 times a week

Over 40% (43.25% 282 people) have frequented a food truck 1-3 times a month within our community

Nearly 60% have frequented a food truck at Fairs/Special Events (67.29% 434 people), & Downtown/Street Corners (58.29% 376 people)

Nearly 80% (79.69% 514 people) prefer lunchtime over Nearly 55% (55.35% 357 people) prefer dinnertime

40% 227 people prefer food trucks to be restricted in residential areas, 25% 142 people prefer food trucks to be restricted near other food establishments, 181 people were in favor of no restrictions

75% would prefer food trucks offering New Mexican & International cuisine

90% 585 people consider food trucks to be a good way to test out new restaurant concepts in Los Alamos

**Comment:**

it's an excellent introduction to the community, and an excellent way to bring new options to Los Alamos. There isn't enough business to have new full time establishment restaurants, but food trucks could have enough clientele.

Absolutely! Some of my favorite restaurants in Austin and Albuquerque started out as food trucks.

Fully support more food trucks in Los Alamos. I think it would be a good idea for the county to provide a common area with outdoor seating and a kid's play area where several food trucks can congregate. It would create a nice atmosphere for families to eat out, and would provide multiple food options for families. Several places in Albuquerque do this and appear to be very successful.

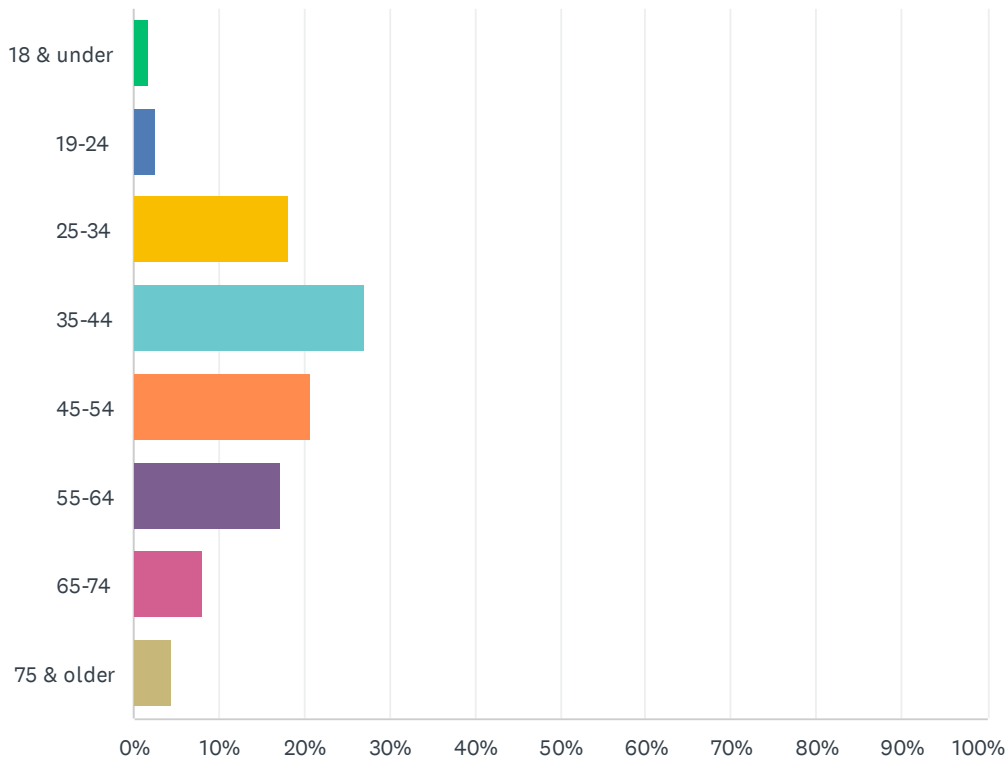
We need more options in this town. Most restaurants don't stay open past 8. Younger crowds would love food trucks. Kids too.

The dining options are limited, and typically serve overpriced mediocre food during limited hours. Food trucks would be a good opportunity to expand the hours, diversity and quality of dining options.

I would love more diverse food/ even the basics. I'm from a big city and this is the main thing that bothers me about living in white rock and Los Alamos

# Q1 What is your age?

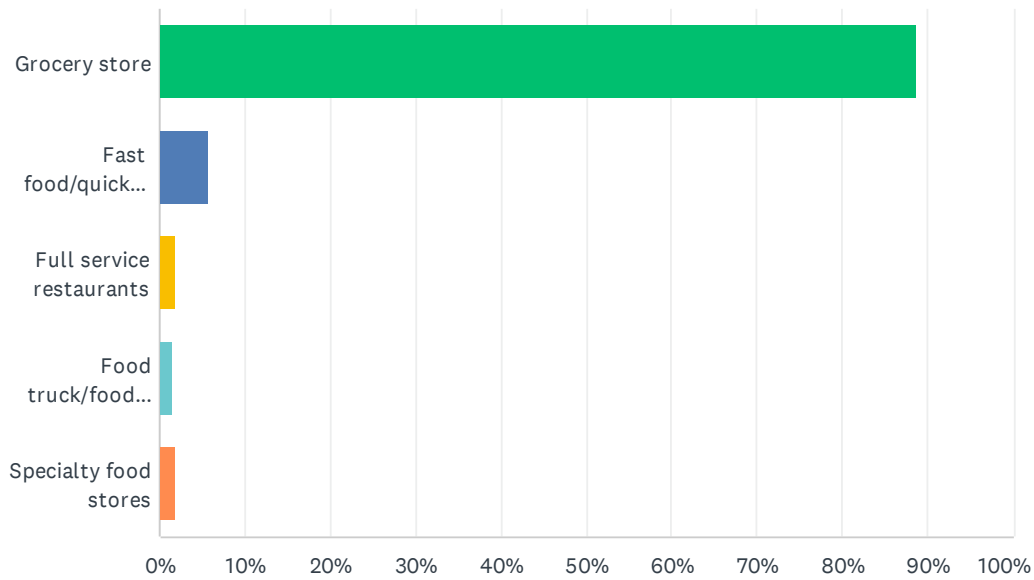
Answered: 652 Skipped: 2



ANSWER CHOICES	RESPONSES
18 & under	1.69% 11
19-24	2.61% 17
25-34	18.10% 118
35-44	27.15% 177
45-54	20.71% 135
55-64	17.18% 112
65-74	8.13% 53
75 & older	4.45% 29
Total Respondents: 652	

## Q2 Where do you mostly buy food from?

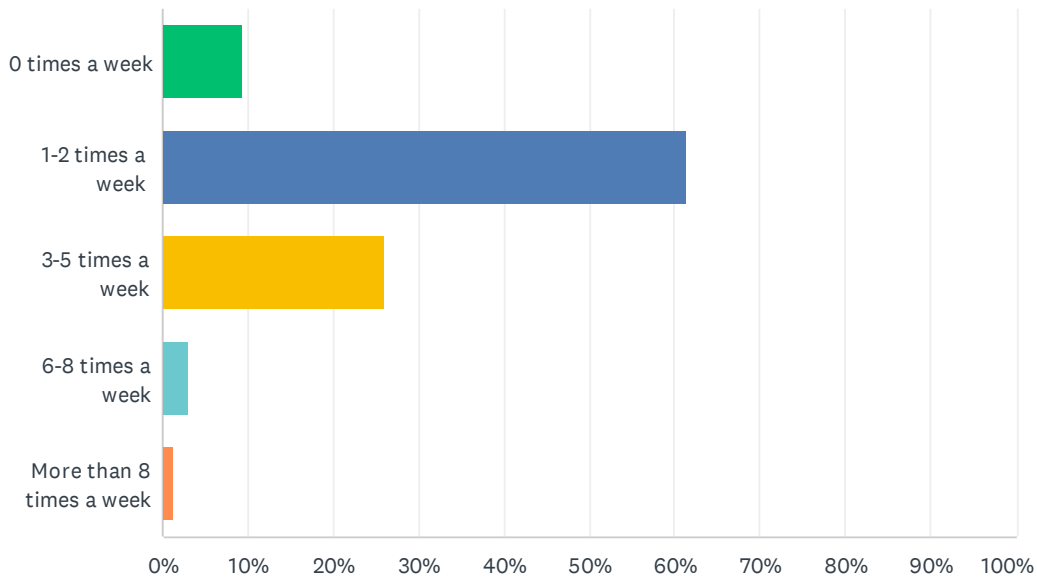
Answered: 652 Skipped: 2



ANSWER CHOICES	RESPONSES	
Grocery store	88.65%	578
Fast food/quick serve restaurants	5.83%	38
Full service restaurants	1.99%	13
Food truck/food stands	1.53%	10
Specialty food stores	1.99%	13
<b>TOTAL</b>		<b>652</b>

### Q3 How many meals do you eat out in a typical week?

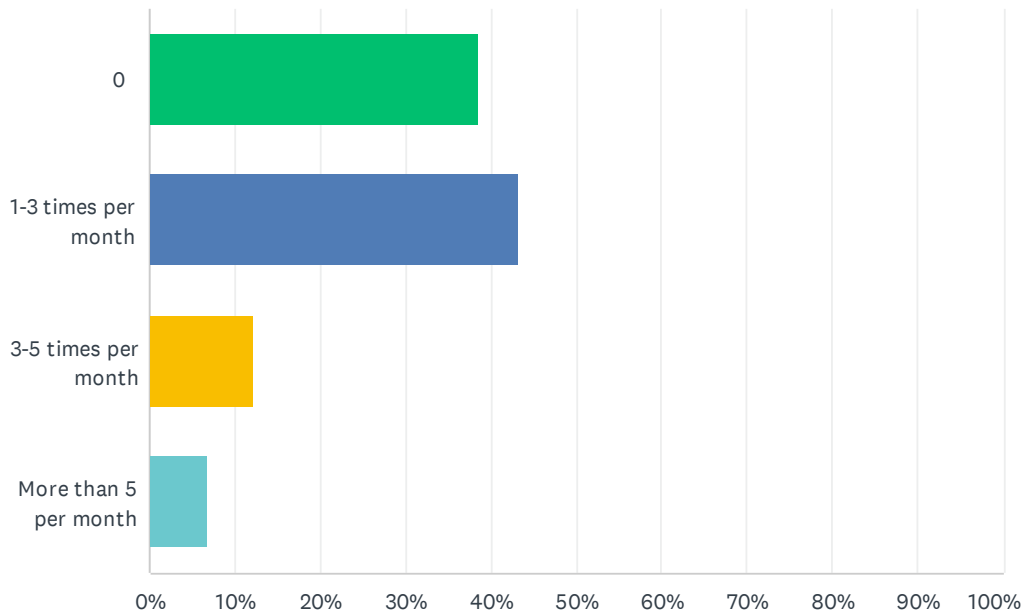
Answered: 654 Skipped: 0



ANSWER CHOICES	RESPONSES	
0 times a week	9.33%	61
1-2 times a week	61.47%	402
3-5 times a week	25.99%	170
6-8 times a week	3.06%	20
More than 8 times a week	1.38%	9
Total Respondents: 654		

## Q4 Historically, how often have you visited a food truck monthly?

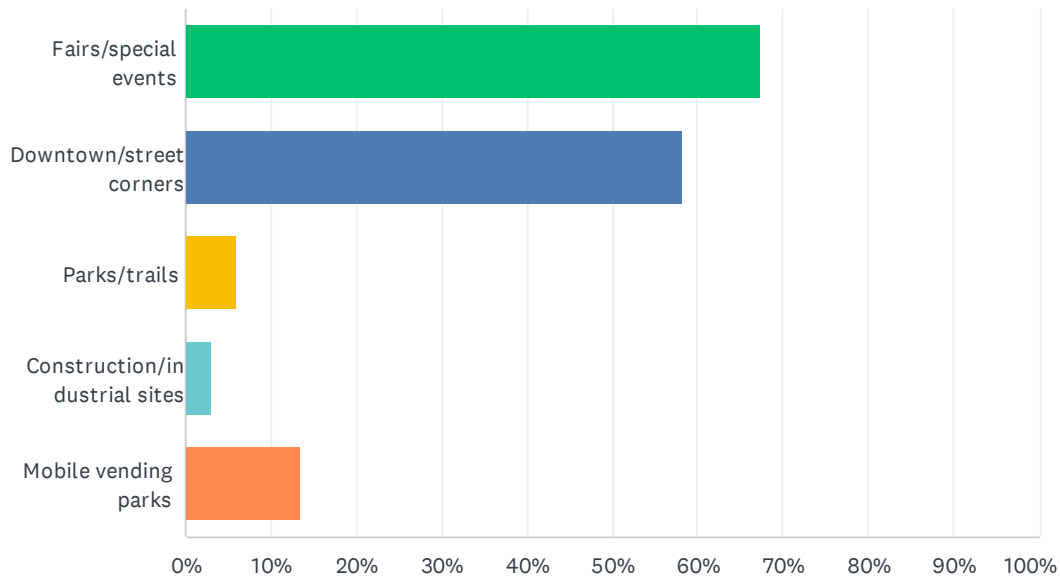
Answered: 652 Skipped: 2



ANSWER CHOICES	RESPONSES
0	38.65% 252
1-3 times per month	43.25% 282
3-5 times per month	12.12% 79
More than 5 per month	6.90% 45
Total Respondents: 652	

## Q5 Where do you usually visit mobile food vendors?

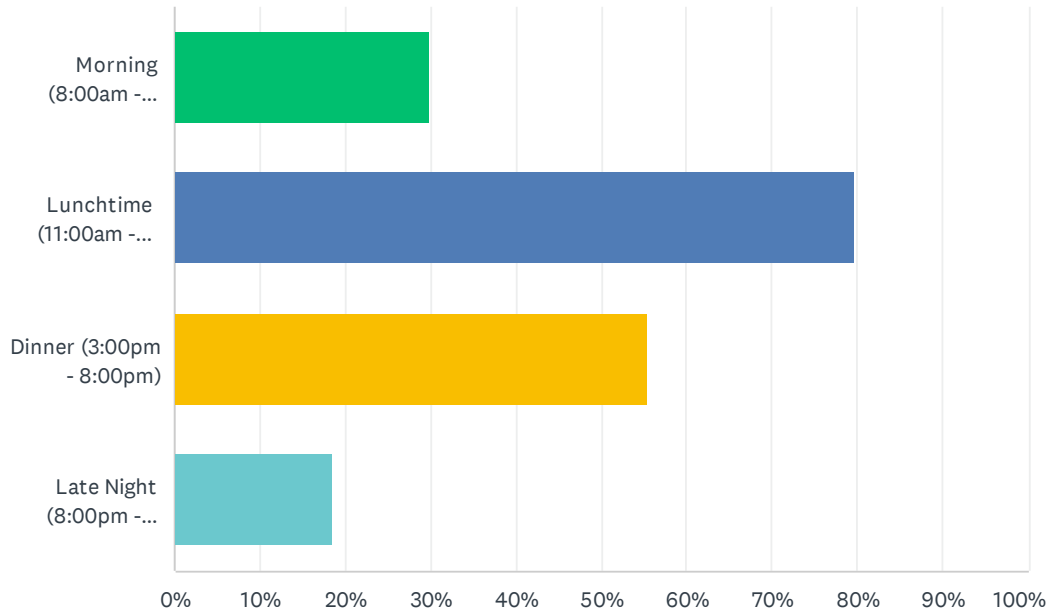
Answered: 645 Skipped: 9



ANSWER CHOICES	RESPONSES	
Fairs/special events	67.29%	434
Downtown/street corners	58.29%	376
Parks/trails	5.89%	38
Construction/industrial sites	2.95%	19
Mobile vending parks	13.33%	86
Total Respondents: 645		

## Q6 What time of the day are you most likely to purchase food from a food truck? (Check all that apply)

Answered: 645 Skipped: 9

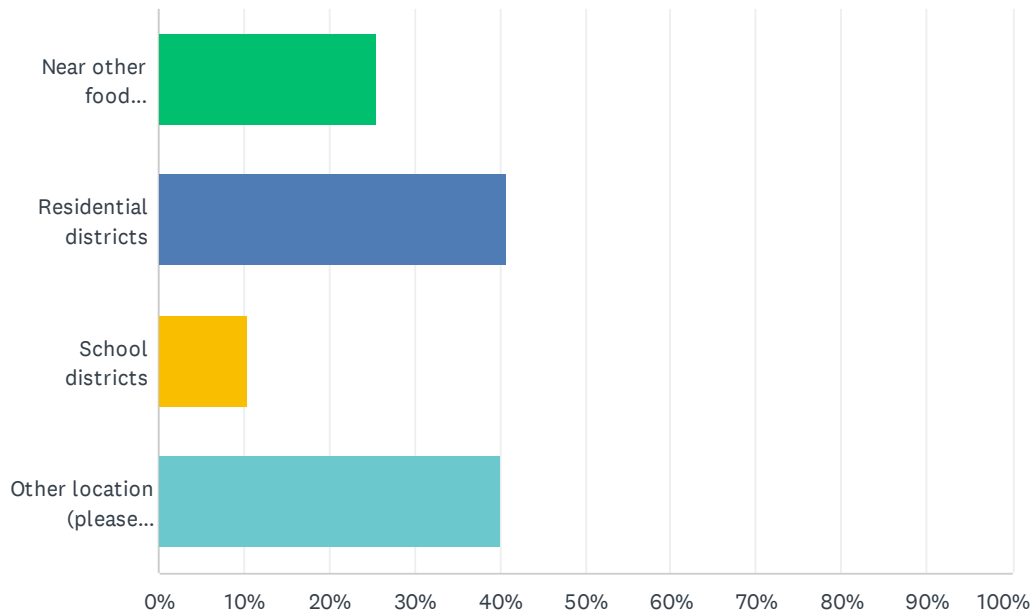


ANSWER CHOICES	RESPONSES	
Morning (8:00am - 11:00am)	29.77%	192
Lunchtime (11:00am - 3:00pm)	79.69%	514
Dinner (3:00pm - 8:00pm)	55.35%	357
Late Night (8:00pm - 2:00am)	18.45%	119
Total Respondents: 645		



## Q7 Should mobile food vending be restricted in certain areas?

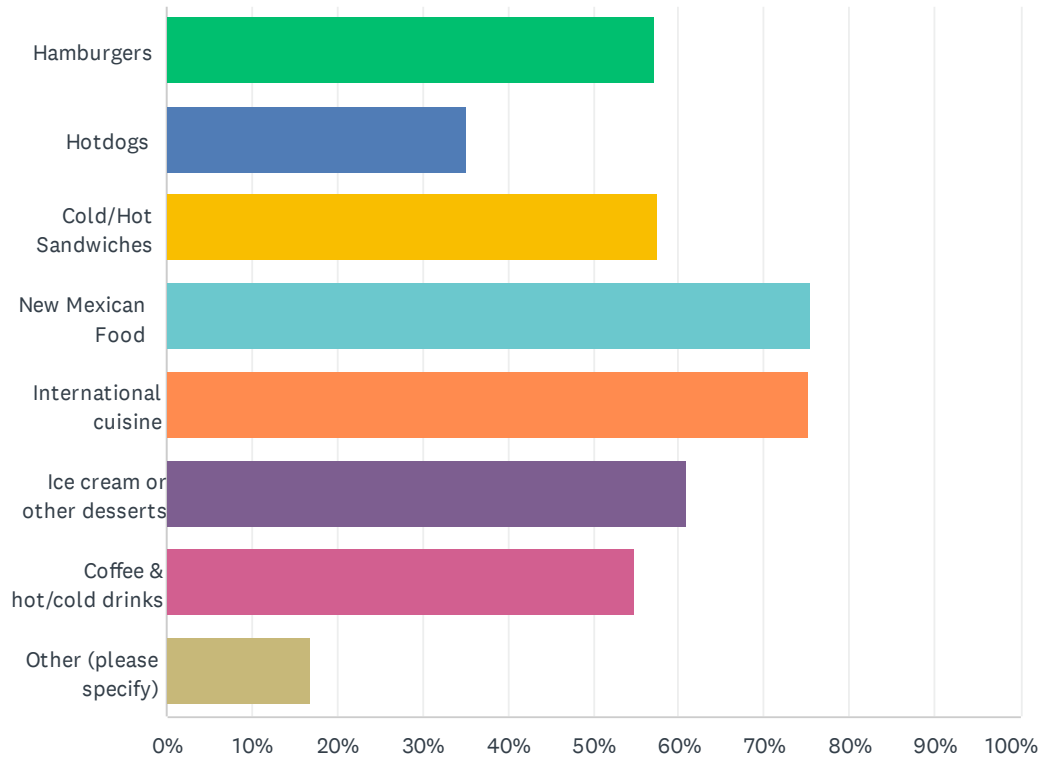
Answered: 557 Skipped: 97



ANSWER CHOICES	RESPONSES	
Near other food establishments	25.49%	142
Residential districts	40.75%	227
School districts	10.41%	58
Other location (please specify)	40.04%	223
Total Respondents: 557		

## Q8 Which types of food would you be most likely to purchase? (Check all that apply)

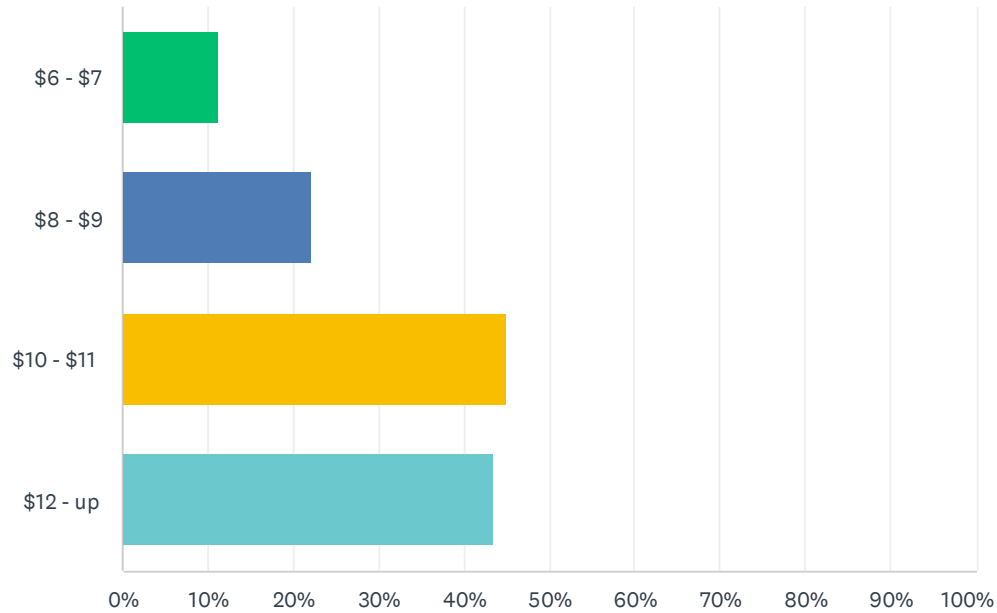
Answered: 650 Skipped: 4



ANSWER CHOICES	RESPONSES	
Hamburgers	57.23%	372
Hotdogs	35.08%	228
Cold/Hot Sandwiches	57.54%	374
New Mexican Food	75.54%	491
International cuisine	75.23%	489
Ice cream or other desserts	60.92%	396
Coffee & hot/cold drinks	54.77%	356
Other (please specify)	16.77%	109
Total Respondents: 650		

### Q9 What is the most you would be willing to spend at a food truck for a meal, side dish, and drink, per person?

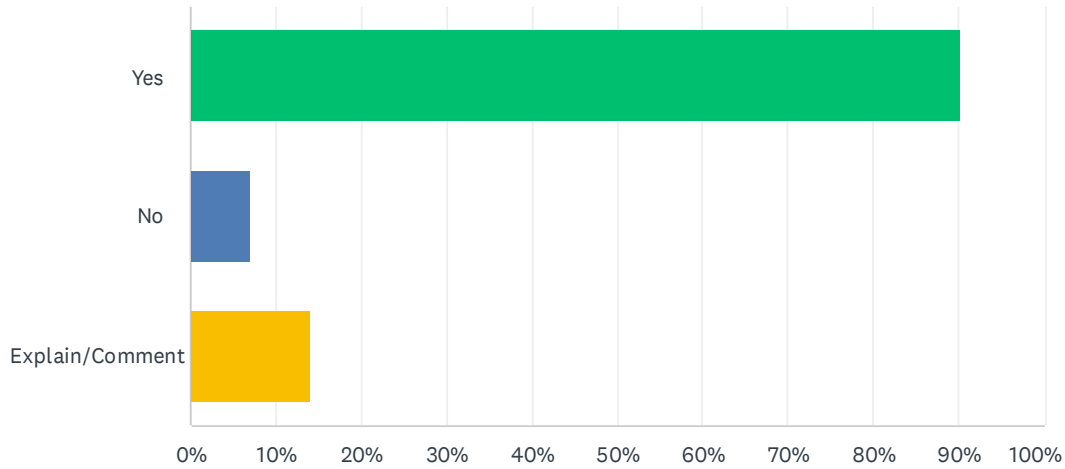
Answered: 644 Skipped: 10



ANSWER CHOICES	RESPONSES
\$6 - \$7	11.34% 73
\$8 - \$9	22.20% 143
\$10 - \$11	45.03% 290
\$12 - up	43.48% 280
Total Respondents: 644	

## Q10 Are food trucks a good way to test out a new restaurant concept in Los Alamos?

Answered: 649 Skipped: 5



ANSWER CHOICES	RESPONSES	
Yes	90.14%	585
No	6.93%	45
Explain/Comment	14.02%	91
Total Respondents: 649		