













PACIFIC COAST CONSERVATION		Los Alamitos County 2021 Maintenance & Treatment Report				Details		Current Condition and Maintenance		Current Treatments		2021 Photographs			Condition and Maintenance 2021				Condition 2022			
No.	Priority #	Title	Artist	Year	Photograph	Location	Materials / Dimensions	Description	2021 Proposed Maintenance / Treatment	Condition 2021	Maintenance 2021	Treatment 2021	Future Maintenance/Treatment Recommendations 2021	Before Treatment Photograph	After Treatment Photograph	Link to all images	Condition 2021	Maintenance / Treatment 2021	Treatment 2021	Future Maintenance Recommendations 2021	Condition Assessment 2021	Future Maintenance / Treatment Recommendations 2021-2022
23	4	Flag and Launch	Richard Rossman	2011		White Rock Visitor Center	Recycled metal pipe, 18" diameter, 12' x 12' x 2' tall	Eggs and larvae were found on the surface of the pipe. The eggs were found in a hole that was made in the pipe. The larvae were found in a hole that was made in the pipe. The eggs and larvae were found in a hole that was made in the pipe. The eggs and larvae were found in a hole that was made in the pipe.	Maintenance: Wash, Cold Wax Polishes	The sculpture is in excellent condition. There is no evidence of any damage or deterioration. The sculpture is in excellent condition. There is no evidence of any damage or deterioration.	1. Written documentation and high-resolution digital photographic documentation of condition before and after maintenance was taken. 2. Washed overall with bleach WA spray diluted in filtered water using soft bristle brushes. These washed the surface were rinsed clean with filtered water and allowed to air dry.	No treatment this year	Continue annual washing and monitor any corrosion growth.			View all images	Welding was in exceptional condition overall. Slight surface scaling was observed. There is slight corrosion staining on unpainted metal underneath the flag.	1. Washed the sculpture with bleach WA spray in water. The surface was then gently washed with soft bristle brushes using filtered water. 2. The base of the sculpture was washed with filtered water. 3. A layer of Rust-Preventer was applied to the base of the sculpture, under the flag.	No treatment this year	Continue to monitor and conduct annual maintenance.	Coating (Epoxy polyurethane) Red base chips of concrete on base.	Maintenance: Wash with OxiClean. Reduce corrosion as necessary. Check for any damage or deterioration. Treat as needed. Treatment: No treatment necessary.
24	3	Floral Flag	Lynne Whitaker	2011		White Rock Visitor Center	Rebar, Steel, 12" x 12" x 12' tall. 12' x 12' x 12' tall. (12' x 12' x 12')	Some of the rebar is missing from the sculpture. The rebar is missing from the sculpture. The rebar is missing from the sculpture. The rebar is missing from the sculpture. The rebar is missing from the sculpture.	Maintenance: Wash	The sculpture is in fair condition. The rebar is missing from the sculpture. The rebar is missing from the sculpture. The rebar is missing from the sculpture. The rebar is missing from the sculpture.	1. Written documentation and high-resolution digital photographic documentation of condition before and after maintenance was taken. 2. Washed overall with bleach WA spray diluted in filtered water using soft bristle brushes. These washed the surface were rinsed clean with filtered water and allowed to air dry.	No treatment this year	Rebar is still and under the concrete from the lower parts. The rebar is still and under the concrete from the lower parts.			View all images	Slight surface scaling was observed throughout. The lower portion of the sculpture has begun to corrode and has a natural patina.	1. Washed the sculpture with bleach WA spray in water. The surface was then gently washed with soft bristle brushes using filtered water. 2. The base of the sculpture was washed with filtered water. 3. A layer of Rust-Preventer was applied to the base of the sculpture, under the rebar.	No treatment this year	Continue to monitor and conduct annual maintenance.	Rebar base or under the concrete. Rebar is still and under the concrete from the lower parts. The rebar is still and under the concrete from the lower parts.	Maintenance: Rebar maintenance after treatment in year 2 and again in year 3. Rebar is still and under the concrete from the lower parts. The rebar is still and under the concrete from the lower parts.
25	4	Floral Maze	Cecilia Quirk	2011		White Rock Plaza Park, Laguna, CA	Painted Steel, 12" x 12" x 12' tall. 12' x 12' x 12' tall.	Some of the rebar is missing from the sculpture. The rebar is missing from the sculpture. The rebar is missing from the sculpture. The rebar is missing from the sculpture. The rebar is missing from the sculpture.	Maintenance: Wash, Cold Wax Polishes	The sculpture is in overall good condition. The rebar is missing from the sculpture. The rebar is missing from the sculpture. The rebar is missing from the sculpture. The rebar is missing from the sculpture.	1. Written documentation and high-resolution digital photographic documentation of condition before and after maintenance was taken. 2. Washed overall with bleach WA spray diluted in filtered water using soft bristle brushes. These washed the surface were rinsed clean with filtered water and allowed to air dry.	3. Rebar is still and under the concrete from the lower parts. The rebar is still and under the concrete from the lower parts. 4. Checked the edges for any corrosion or scaling.	Continue annual washing. Rebar is still and under the concrete from the lower parts. The rebar is still and under the concrete from the lower parts.			View all images	Rebar is still and under the concrete from the lower parts. The rebar is still and under the concrete from the lower parts.	1. Washed the sculpture with bleach WA spray in water. The surface was then gently washed with soft bristle brushes using filtered water. 2. The base of the sculpture was washed with filtered water. 3. A layer of Rust-Preventer was applied to the base of the sculpture, under the rebar.	No treatment this year	Continue to monitor and conduct annual maintenance.	Rebar base or under the concrete. Rebar is still and under the concrete from the lower parts. The rebar is still and under the concrete from the lower parts.	Work with OxiClean and mild bleach or hydrogen peroxide. Monitor for any damage or deterioration. Treat as needed. Treatment: No treatment necessary.
26	4	Propagator	Guy Robinson	2012		White Rock Community Center	Steel, 12" x 12" x 12' tall. 12' x 12' x 12' tall.	There is a large amount of rust on the sculpture. The rebar is missing from the sculpture. The rebar is missing from the sculpture. The rebar is missing from the sculpture. The rebar is missing from the sculpture.	No maintenance or treatment this year	N/A	No maintenance this year	N/A	N/A			View all images	Welding was in exceptional condition overall. Slight surface scaling was observed. There is slight corrosion staining on unpainted metal underneath the flag.	1. If possible, use a wire brush to remove any rust from the sculpture. If not possible, use a wire brush to remove any rust from the sculpture. If not possible, use a wire brush to remove any rust from the sculpture. If not possible, use a wire brush to remove any rust from the sculpture.	No treatment this year	Continue to monitor and conduct annual maintenance.	Rebar base or under the concrete. Rebar is still and under the concrete from the lower parts. The rebar is still and under the concrete from the lower parts.	Maintenance: Monitor while water is off. Rebar is still and under the concrete from the lower parts. The rebar is still and under the concrete from the lower parts.