

# Gas

## Incorporated County of Los Alamos Code Ordinance 02-379

# Overview

- The Gas Rate consists of 3 components
  - Monthly Service Charge
  - Fixed Charge per therm
  - Cost of Gas pass through per therm (variable)
- NMMEAA Discount (\$0.0586 per therm)

# Gas Rate Calculation Worksheet

DPU GAS RATE CALCULATION WORKSHEET

Gas Rate Calculation Worksheet at: [ladpu.com/DPUGasCalculation](http://ladpu.com/DPUGasCalculation)

Note: 1 MMBTU = 10 Therms

Month	San Juan Index per MMBTU	NMMEAA Adj.	Estimated Transportation per MMBTU Delivered	Estimated Fixed Transportation Cost	NMMEAA Qty	Estimated Gas Purchases (MMBTU)	Estimated Total Cost of Gas Delivered	Prior Adjustment for Actual Cost of Gas Delivered	Estimated Therms Sold	Estimated Variable Rate per Therm	Prior Month Cost Adjustment Rate per Therm	Total Estimated Variable Rate for Current Month	Actual Cost of Gas Delivered	Actual Therms Sold	Monthly Revenue Toward Gas Cost	\$\$ Over/(Under)	Cumulative Balance
Jun 2024	\$ 1.20	\$ (0.280)	\$ 0.29	\$ 9,040	15,000	18,750	\$ 32,559	\$ (46,796)	181,875	\$ 0.18	\$ (0.26)	\$ 0.11	\$ 51,253.76	264,604	29,106	\$ (22,147.32)	\$ 253,230.24
Jul 2024	\$ 1.10	\$ (0.280)	\$ 0.29	\$ 9,040	15,004	18,755	\$ 30,645	\$ (65,506)	181,924	\$ 0.17	\$ (0.36)	\$ 0.11	\$ 62,346.99	186,817	20,550	\$ (41,797.07)	\$ 211,433.18
Aug 2024	\$ 2.03	\$ (0.280)	\$ 0.29	\$ 9,040	17,980	22,475	\$ 56,334	\$ 22,147	218,008	\$ 0.26	\$ 0.10	\$ 0.36	\$ 52,983.59	185,237	66,980	\$ 13,996.20	\$ 225,429.38
Sep 2024	\$ 1.36	\$ (0.280)	\$ 0.29	\$ 9,040	21,000	26,250	\$ 46,268	\$ 41,797	254,625	\$ 0.18	\$ 0.16	\$ 0.34	\$ 40,529.04	154,842	53,289	\$ 12,760.11	\$ 238,189.49
Oct 2024	\$ 2.00	\$ (0.280)	\$ 0.29	\$ 9,040	59,985	74,981	\$ 164,518	\$ (13,996)	727,318	\$ 0.23	\$ (0.02)	\$ 0.21	\$ 98,328.26	227,018	47,845	\$ (50,482.76)	\$ 187,706.72
Nov 2024	\$ 2.51	\$ (0.280)	\$ 0.29	\$ 9,040	90,000	112,500	\$ 301,068	\$ (12,760)	1,091,250	\$ 0.28	\$ (0.01)	\$ 0.27	\$ 285,931.30	549,200	147,354	\$ (138,577.19)	\$ 49,129.53
Dec 2024	\$ 3.65	\$ (0.153)	\$ 0.34	\$ 10,297	137,981	172,476	\$ 686,087	\$ 50,483	1,673,020	\$ 0.41	\$ 0.03	\$ 0.44	\$ 505,183.69	977,549	430,292	\$ (74,891.41)	\$ (25,761.88)
Jan 2025	\$ 4.12	\$ (0.153)	\$ 0.34	\$ 10,297	129,983	162,479	\$ 725,113	\$ 138,577	1,576,044	\$ 0.46	\$ 0.09	\$ 0.55	\$ 772,875.93	1,329,864	728,669	\$ (44,207.05)	\$ (69,968.93)
Feb 2025	\$ 3.62	\$ (0.153)	\$ 0.34	\$ 10,297	112,000	140,000	\$ 554,539	\$ 74,891	1,358,000	\$ 0.41	\$ 0.06	\$ 0.47	\$ 423,711.04	1,231,700	572,923	\$ 149,212.26	\$ 79,243.33
Mar 2025	\$ 3.17	\$ (0.153)	\$ 0.34	\$ 10,297	93,992	117,490	\$ 412,893	\$ 44,207	1,139,653	\$ 0.36	\$ 0.04	\$ 0.40	\$ 291,572.27	957,395	381,800	\$ 90,227.33	\$ 169,470.66
Apr 2025	\$ 2.02	\$ (0.153)	\$ 0.34	\$ 10,297	51,990	64,988	\$ 156,456	\$ (149,212)	630,379	\$ 0.25	\$ (0.24)	\$ 0.11	\$ 117,432.57	716,206	78,783	\$ (38,649.92)	\$ 130,820.75
May 2025	\$ 1.60	\$ (0.586)	\$ 0.34	\$ 10,297	24,118	30,148	\$ 54,771	\$ (90,227)	292,431	\$ 0.19	\$ (0.31)	\$ 0.11	\$ 65,925.96	562,044	61,825	\$ (4,101.14)	\$ 126,719.60
Jun 2025	\$ 2.43	\$ (0.586)	\$ 0.34	\$ 10,297	15,000	18,750	\$ 53,520	\$ 38,650	181,875	\$ 0.29	\$ 0.21	\$ 0.50	\$ 50,750.18	301,101	151,305	\$ 100,555.30	\$ 227,274.90
Jul 2025	\$ 2.79	\$ (0.586)	\$ 0.34	\$ 10,297	15,004	18,755	\$ 60,283	\$ 4,101	181,924	\$ 0.33	\$ 0.02	\$ 0.35	\$ 77,078.78	204,219	71,996	\$ (5,082.80)	\$ 222,192.11
Aug 2025	\$ 2.50	\$ (0.586)	\$ 0.34	\$ 10,297	16,430	20,538	\$ 59,078	\$ (100,555)	199,214	\$ 0.30	\$ (0.50)	\$ 0.11	\$ 52,356.79	163,929	18,032	\$ (34,324.58)	\$ 187,867.53
Sep 2025	\$ 2.24	\$ (0.586)	\$ 0.34	\$ 10,297	18,330	22,913	\$ 58,762	\$ 5,083	222,251	\$ 0.26	\$ 0.02	\$ 0.28	\$ 56,149.41	167,489	47,378	\$ (8,771.86)	\$ 179,095.67
Oct 2025	\$ 2.36	\$ (0.586)	\$ 0.34	\$ 10,297	38,998	48,748	\$ 119,257	\$ 34,325	472,851	\$ 0.25	\$ 0.07	\$ 0.32	\$ 114,699.04	260,936	84,176	\$ (24,349.96)	\$ 154,745.70
Nov 2025	\$ 2.70	\$ (0.586)	\$ 0.34	\$ 10,297	72,270	90,338	\$ 242,934	\$ 8,772	876,274	\$ 0.28	\$ 0.01	\$ 0.29	\$ 212,217.71	472,160	136,931	\$ (69,112.87)	\$ 85,632.83
Dec 2025	\$ 4.46	\$ (0.586)	\$ 0.34	\$ 10,297	109,275	136,594	\$ 602,458	\$ 24,350	1,324,959	\$ 0.45	\$ 0.02	\$ 0.47	\$ 475,206.48	1,020,951	478,191	\$ 9,157.76	\$ 94,790.59
Jan 2026	\$ 3.36	\$ (0.586)	\$ 0.34	\$ 10,297	124,000	155,000	\$ 511,753	\$ 69,113	1,503,500	\$ 0.34	\$ 0.05	\$ 0.39	\$ 471,866.21	1,139,930	439,977	\$ (25,716.17)	\$ 69,074.42
Feb 2026	\$ 4.14	\$ (0.586)	\$ 0.34	\$ 10,297	104,020	130,025	\$ 532,373	\$ (9,158)	1,261,243	\$ 0.42	\$ (0.01)	\$ 0.41	\$ 380,973.87	1,065,935	439,953	\$ 65,152.51	\$ 134,226.93
Mar 2026**	\$ 1.44	\$ (0.586)	\$ 0.34	\$ 10,297	83,855	104,819	\$ 148,155	\$ 25,716	1,016,742	\$ 0.15	\$ 0.03	\$ 0.18	\$ 73,094.93	863,221	151,316	\$ 84,394.87	\$ 218,621.80
Apr 2026	\$ 1.10	\$ (0.586)	\$ 0.34	\$ 10,297	48,030	60,038	\$ 68,846	\$ (65,153)	582,364	\$ 0.12	\$ (0.11)	\$ 0.11					
May 2026	\$ 0.66	\$ (0.586)	\$ 0.34	\$ 10,297	24,118	30,148	\$ 26,432	\$ (84,395)	292,431	\$ 0.09	\$ (0.29)	\$ 0.11					

\*\* Cumulative \$\$ Over/(Under) Balance as of April 2023.

# Customer Base

Number of Customers per Type

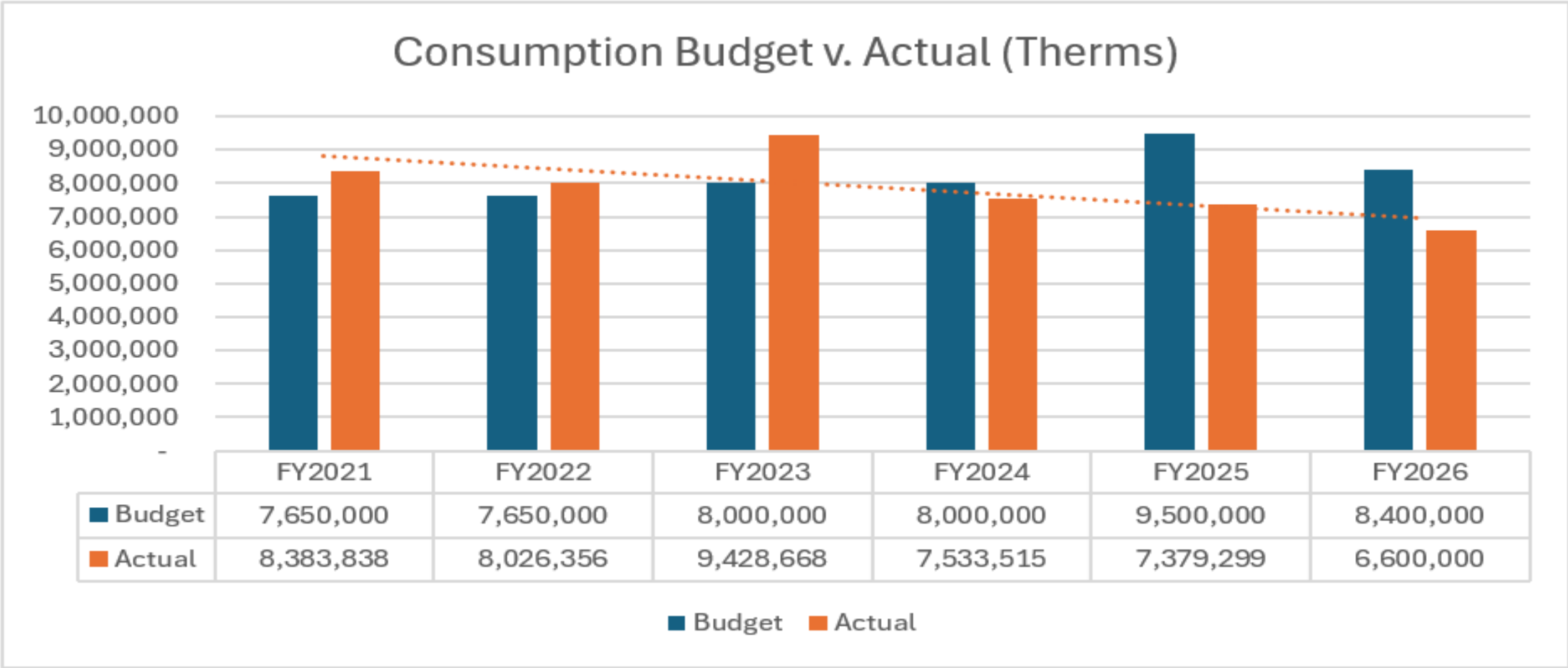
	Los Alamos	White Rock	Total
<b>Residential</b>	5,286	2,443	7,729
<b>Commercial</b>	359	58	417
<b>County</b>	37	10	47
<b>School</b>	25	2	27

# 5- Year Average

Number of Meters per size

	Small Meter	Large Meter
<b>Residential</b>	7,701	28
<b>Commercial</b>	222	195
<b>County</b>	16	31
<b>School</b>	12	15

# Consumption



# Proposed Rates

		Through 6/30/2026	After 6/30/2026	After 6/30/2027
<b>Residential Multifamily Commercial 7A, 7E</b>	Service Charge Small Meter	\$ 14.25	\$ 15.53	\$ 16.93
	Service Charge Large Meter	\$ 41.25	\$ 44.96	\$ 49.01
	Fixed Charge	\$ 0.34	\$ 0.48	\$ 0.58

		Through 6/30/2026	After 6/30/2026	After 6/30/2027
<b>County Schools 7L, 7N</b>	Service Charge Small Meter	\$ 14.25	\$ 15.53	\$ 16.93
	Service Charge Large Meter	\$ 41.25	\$ 44.96	\$ 49.01
	Fixed Charge	\$ 0.30	\$ 0.43	\$ 0.53

# Typical Bill

## Yearly Average Residential Cost of Gas at 70 Therms

(Assuming cost of gas @ \$0.42 per therm)

	Through 6/30/2026	After 6/30/2026	% Change	After 6/30/2027	% Change
70 Therms Variable	\$ 29.40	\$ 29.40	–	\$ 29.40	–
70 Therms Fixed	\$ 23.80	\$ 33.60	41%	\$ 40.60	21%
Service Charge	\$ 14.25	\$ 15.53	9%	\$ 16.93	9%
	\$ 67.45	\$ 78.53	16%	\$ 86.93	11%

## Winter Average Residential Cost of Gas at 126 Therms

(Assuming cost of gas @ \$0.42 per therm)

(Dec-Feb)	Through 6/30/2026	After 6/30/2026	% Change	After 6/30/2027	% Change
126 Therms Variable	\$ 52.92	\$ 52.92	–	\$ 52.92	–
126 Therms Fixed	\$ 42.84	\$ 60.48	41%	\$ 73.08	21%
Service Charge	\$ 14.25	\$ 15.53	9%	\$ 16.93	9%
	\$ 110.01	\$ 128.93	17%	\$ 142.93	11%

## Historical & Projected Typical Monthly Bill for Residential

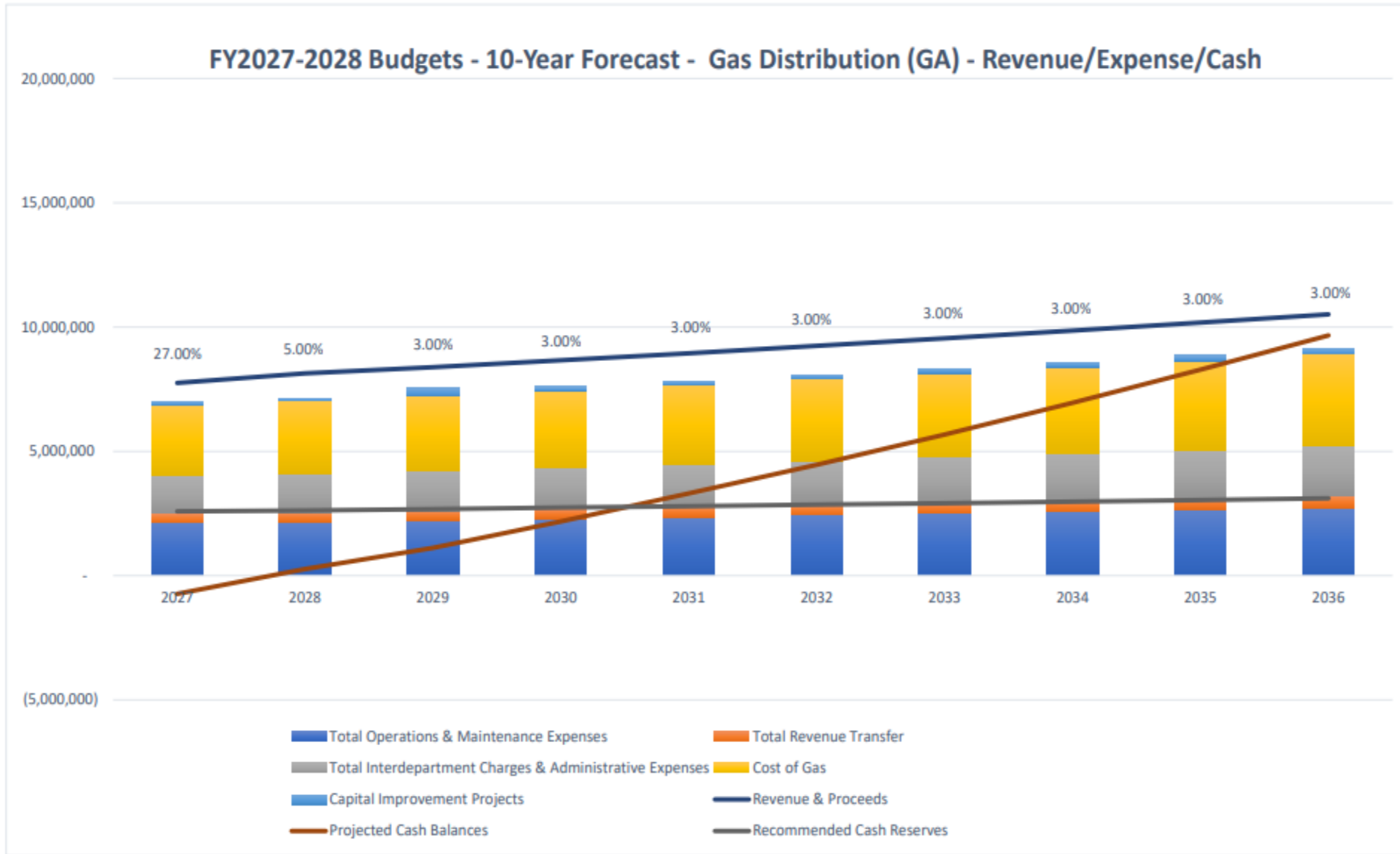
	ELECTRIC 500 kwh	GAS 75 therms	WATER 6,000 gal	SEWER	Total (excludes refuse)	Total \$\$ change	Total % change
FY2018	\$69.60	\$42.50	\$39.06	\$47.45	\$198.61	\$5.24	2.71%
FY2019	\$69.60	\$44.00	\$39.91	\$51.24	\$204.75	\$6.14	3.09%
FY2020	\$69.60	\$42.50	\$43.12	\$54.32	\$209.54	\$4.79	2.34%
FY2021	\$69.60	\$53.75	\$45.23	\$55.95	\$224.53	\$14.99	7.15%
FY2022	\$69.60	\$59.75	\$47.07	\$57.07	\$233.49	\$8.96	3.99%
FY2023**	\$69.60	\$87.51	\$50.20	\$57.93	\$265.24	\$31.75	13.60%
FY2024**	\$76.10	\$59.83	\$53.96	\$59.08	\$248.97	(\$16.27)	-6.13%
FY2025	\$83.25	\$61.75	\$58.19	\$60.56	\$263.75	\$14.78	5.94%
FY2026	\$90.75	\$71.25	\$61.87	\$64.80	\$288.67	\$24.92	9.45%
	ELECTRIC 500 kwh	GAS 70 therms	WATER 6,000 gal	SEWER	Total (excludes refuse)	Total \$\$ change	Total % change
FY2027	\$106.19	\$78.53	\$66.81	\$69.33	\$320.86	\$32.19	11.15%
FY2028	\$108.61	\$86.93	\$72.15	\$74.88	\$342.57	\$21.71	6.77%

Note: (75 therms used to calculate average cost of gas FY2018-FY2026. Updated to 70 therms starting in FY2027 based on 5-year average)

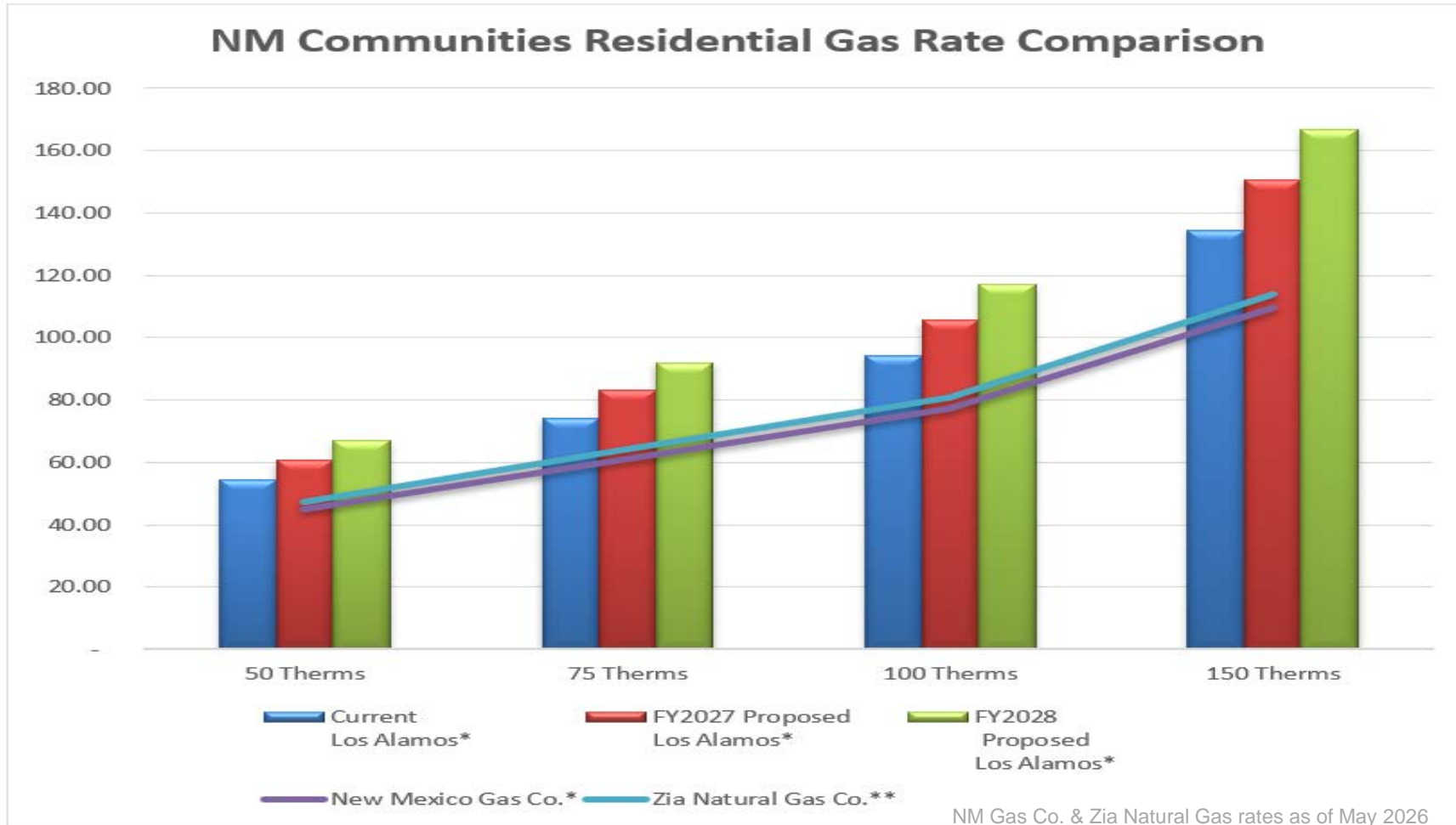
\*\* Gas Sunset Recovery

TEN-YEAR FINANCIAL FORECAST  
GAS FUND  
FY2027 to FY2036

GAS	0.03 PROPOSED 2027	PROJECTED 2028	FORECAST 2029	FORECAST 2030	FORECAST 2031	FORECAST 2032	FORECAST 2033	FORECAST 2034	FORECAST 2035	FORECAST 2036
Therm Sales	6,800,000	6,800,000	6,800,000	6,800,000	6,800,000	6,800,000	6,800,000	6,800,000	6,800,000	6,800,000
Revenue per Therm	1.1368	1.1937	1.2295	1.2664	1.3043	1.3435	1.3838	1.4253	1.4681	1.5121
Rate Increase Percentage	<b>27.0%</b>	<b>5.0%</b>	<b>3.0%</b>	<b>3.0%</b>	<b>3.0%</b>	<b>3.0%</b>	<b>3.0%</b>	<b>3.0%</b>	<b>3.0%</b>	<b>3.0%</b>
<b><u>REVENUE/CASH INFLOW</u></b>										
Sales Revenue	\$ 7,730,375	\$ 8,116,894	\$ 8,360,401	\$ 8,611,213	\$ 8,869,549	\$ 9,135,636	\$ 9,409,705	\$ 9,691,996	\$ 9,982,756	\$ 10,282,238
Interest on Cash & Reserves	-	-	6,519	27,786	54,526	82,794	111,523	141,874	173,914	207,088
Miscellaneous Revenue	-	-	-	-	-	-	-	-	-	-
Revenue on Recoverable Work Transfers In	20,000	20,000	20,000	20,000	20,000	20,000	20,000	20,000	20,000	20,000
<b>TOTAL REV - CASH INFLOWS</b>	<b>7,750,375</b>	<b>8,136,894</b>	<b>8,386,920</b>	<b>8,658,999</b>	<b>8,944,075</b>	<b>9,238,430</b>	<b>9,541,228</b>	<b>9,853,870</b>	<b>10,176,669</b>	<b>10,509,326</b>
<b><u>EXPENSES/CASH OUTFLOWS</u></b>										
Operational Expenditures	3,678,465	3,735,748	3,847,821	3,963,256	4,082,154	4,204,619	4,330,758	4,460,681	4,594,502	4,732,338
Cost of Gas	2,830,177	2,915,082	3,003,000	3,094,000	3,187,000	3,283,000	3,382,000	3,484,000	3,589,000	3,697,000
Capital	135,000	110,000	295,000	130,000	130,000	175,000	175,000	175,000	200,000	220,000
Capital Paid with Debt/Grants	-	-	-	-	-	-	-	-	-	-
Revenue Transfer	361,009	379,059	390,431	402,144	414,208	426,635	439,434	452,617	466,195	480,181
<b>TOTAL EXP-CASH OUTFLOWS</b>	<b>7,004,651</b>	<b>7,139,889</b>	<b>7,536,252</b>	<b>7,589,400</b>	<b>7,813,362</b>	<b>8,089,254</b>	<b>8,327,192</b>	<b>8,572,298</b>	<b>8,849,697</b>	<b>9,129,519</b>
<b>NET CASH FLOW</b>	<b>745,724</b>	<b>997,005</b>	<b>850,668</b>	<b>1,069,599</b>	<b>1,130,713</b>	<b>1,149,176</b>	<b>1,214,036</b>	<b>1,281,572</b>	<b>1,326,972</b>	<b>1,379,807</b>
BEGIN UNRESTRICTED CASH/INV	(2,481,950)	(1,736,226)	(739,221)	111,448	931,046	1,061,760	1,310,935	2,524,971	3,806,544	5,133,516
TRANSFER TO/FROM RESERVES	-	-	-	(250,000)	(1,000,000)	(900,000)	-	-	-	-
<b>END UNRESTRICTED CASH/INV</b>	<b>(1,736,226)</b>	<b>(739,221)</b>	<b>111,448</b>	<b>931,046</b>	<b>1,061,760</b>	<b>1,310,935</b>	<b>2,524,971</b>	<b>3,806,544</b>	<b>5,133,516</b>	<b>6,513,323</b>
BEG RESERVE BALANCES	1,000,000	1,000,000	1,000,000	1,000,000	1,250,000	2,250,000	3,150,000	3,150,000	3,150,000	3,150,000
TRANSFER TO/FROM RESERVES	-	-	-	250,000	1,000,000	900,000	-	-	-	-
<b>END RESERVE BALANCES</b>	<b>1,000,000</b>	<b>1,000,000</b>	<b>1,000,000</b>	<b>1,250,000</b>	<b>2,250,000</b>	<b>3,150,000</b>	<b>3,150,000</b>	<b>3,150,000</b>	<b>3,150,000</b>	<b>3,150,000</b>
<b>RESERVE TARGET</b>	<b>2,585,513</b>	<b>2,621,658</b>	<b>2,676,456</b>	<b>2,732,897</b>	<b>2,791,031</b>	<b>2,850,910</b>	<b>2,912,585</b>	<b>2,976,110</b>	<b>3,041,541</b>	<b>3,108,935</b>



# Neighboring Communities



# Questions?

